

Send colorful
to market **Phormium**
faster

'Alison Blackman' New Zealand Flax

Our full-sized, actively growing Phormium liners arrive ready for immediate potting into #1 nursery containers.

Growers: These easy-to-grow plants reduce your crop time to sale. We offer two sizes to meet your needs: 36 Liners easily fill out in a pot in a growing season. 72 Liners offer input and freight savings, but take an additional 3 months to finish.

Garden Centers: A wide selection of stunning variegated foliage cultivars is available for different consumer decorating tastes. More commonly found on the West Coast, New Zealand Flax is becoming more popular throughout U.S. gardens.

Landscapers & Gardeners: Evergreen and frost hardy to 23°F (-7°C), New Zealand Flax is ready to grow in the landscape. Excellent accent plant is great in mixed or monoculture patio containers.

**Phormium x
New Zealand Flax**

- Height: Varies by variety
- Spread: Varies by variety
- USDA Hardiness Zones: 7a to 11
- Supplied as liners from Ball Tagawa



'Duet'

Ball®



'Coordination'



'Cream Delight'



'Golden Ray'



'Jester'




'Pink Panther'



'Rainbow Maiden'



'Rainbow Queen'



NEW 'Rainbow Red'



'Rainbow Sunrise'



'Taya'



'Tricolor'




'Yellow Wave'

Featured Cultivars



Upright Form (U)



Slightly Arching Form (SA)



Arching Form (A)

Cultivar	Height	Leaf Width	Description	Habit
'Alison Blackman'	4 ft. (1.2 m)	1-2 in. (2.5-5 cm)	A striking, distinctive cultivar; overall color of gold and apricot tinged with pink	A
'Apricot Queen'	4 ft. (1.2 m)	2-3 in. (5-7 cm)	Soft yellow and cream striped variegations, tinged with apricot colors; older leaves fade to yellow-orange	U
'Bronze Baby' Not pictured	3 ft. (1 m)	1-2 in. (3-5 cm)	Bronze-red to purple-brown and bent slightly over at the top; fast growing to form a bushy, full plant, with many fans	U
'Coordination'	4 ft. (1.2 m)	2-3 in. (5-7 cm)	Dark green with bronzy-brown centers and distinctive variegation with bronzy-green colors coming through	U
'Cream Delight'	2.5 ft. (75 cm)	1-2.5 in. (3-6 cm)	Unique yellow-cream centers with stripes of green near the margin and a red-purple stripe on the edge	A
'Duet'	2.5 ft. (75 cm)	1-2 in. (2.5-5 cm)	Light green centers with creamy white variegated margins	SA
'Dusky Chief'	3-4 ft. (90 cm-1.2 m)	1-1.5 in. (3-5 cm)	Maroon red, turning more bronze-colored as leaves get older; gray underside	SA
'Evening Glow'	3 ft. (90 cm)	1-2.25 in. (2.5-5.5 cm)	Variegated dark, but bright, pink and bronze-red; young leaves erect with older leaves spreading and arching; quickly forms a clump	A
'Golden Ray'	4 ft. (1.2 m)	2-3 in. (5-7 cm)	Overall golden-yellow appearance; narrow green centers with golden yellow stripes near the margins and bronze-orange strip on very edge of margin	U
'Jack Spratt' Not pictured	1 ft. (30 cm)	0.5-1.5 (3-5 cm)	Bronze-brown; rapidly forms dense, low clumps with many small fans; leaves occasionally twisted	U
'Jester'	3 ft. (90 cm)	1.25-2.25 in. (3-5.5 cm)	Bright pink centers with broad, lime-green stripes at the margins	SA
'Pink Panther'	2.5 ft. (75 cm)	1-2.25 in. (2.5-5.5 cm)	Candy-pink; margins deep ruby red with bronzy-brown overtones; multiple fans	SA
'Platt's Black'	2-2.5 ft. (60-75 cm)	1-1.5 in. (3-5 cm)	Dark purple-black color is optimum in partial shade; very recognized name at retail	A
'Rainbow Maiden'	3 ft. (90 cm)	1.25-2.25 in. (3-5.5 cm)	Very pink centers with variegations of bronze-red towards margins	A
'Rainbow Queen'	4 ft. (1.2 m)	2-4 in. (5-10 cm)	Red/bronze in center with bright pink-red margins	SA
'Rainbow Sunrise'	2.5 ft. (75 cm)	2-4 in. (5-10 cm)	Variegated bronze-green with red and pink stripes; tends to be more pink in center of leaves; older leaves become more yellow	SA
New 'Rainbow Red'	1-2 ft. (30-60 cm)	1-2 in. (2.5-5 cm)	Very red centers with variegations of bronze-red towards the margins; more intense color than 'Evening Glow' with a similar habit and mature leaves that hold their color longer	A
'Sundowner' Not pictured	6 ft. (1.8 m)	2-4.5 in. (5-12 cm)	Bronze-green with highly attractive copper-red and dark bright pink margins	U
'Surfer Bronze' Not pictured	1.5 ft. (45 cm)	.75-1 in. (2-4 cm)	Bronze with a pronounced margin of bronze-brown; a dwarf, clumping form with many fans; leaves are slightly twisted	U
'Surfer Green'	1.5 ft. (45 cm)	.75-1 in. (2-4 cm)	Leaves are dark green, with a pronounced margin of bronze-brown; a dwarf, clumping form with many fans, leaves are slightly twisted	U
'Taya' ^{PPAF}	4 ft. (1.2 m)	2-3 in. (5-7 cm)	Deep chocolate-burgundy color with a silvery purple sheen underneath the foliage; new foliage is green-burgundy opening to purple-chocolate; unique color combination and growth habit; form clumps quickly	SA
'Tricolor'	2.6 ft. (80 cm)	1-2 in. (3-6 cm)	Center of mid-colored green with a broad stripe of cream; yellow margins; one of the more cold-hardy cultivars	A
'Yellow Wave'	3 ft. (90 cm)	1.25-3 in. (3-7 cm)	Predominately yellow with green variegations; wide yellow band down the center and stripes of green variegation toward the margins	SA

Colorful & Stunning Phormium

Phormium x New Zealand Flax

Growing On To Finish

Arrival

1. Upon arrival, remove plants from the shipping container to allow air to circulate around the plants.
2. Water if dry.
3. Permit the plants to acclimate to the area. Keep plants out of direct sun and in a shaded area for several days. If you have high intensity sun, we recommend keeping the plants in partial shade until acclimated.
4. Phormiums do not like to have the roots become overly compact. Ball Seed is shipping you a well-grown plant with an active root system. The plant prefers to be potted as soon as possible. We recommend potting within a week of arrival. The size of the liner permits potting directly to a #1 nursery container.

Media

We recommend an air-filled space (AFS) of 20% or better. A mixture of 50% peat and 50% volcanic sand (pumice 0.5 to 5 mm), pH 6.0 has worked for growers.

Container Size

1-gallon (18-cm) pot: 1 plant per pot

Potting

- Potting technique is important.
1. Our plants are grown in peat pots for easy removal from liners. Avoid breaking or damaging the roots.
 2. Do not cover the crown of the plant when potting. Firm in the pot, but do not compress the potting media.
 3. Water-in immediately after potting.
 4. Do not pot the plant deep.
 5. Use a fungicide preventative drench.
 6. Once established, Phormiums are extremely durable and need no particular nursery environment other than protection from the worst of Winter cold and wet.

Growing Conditions

Hold newly potted plants out of direct sunlight and protect from severe wind exposure. Shade houses or shaded glasshouses, which have significant air movement, are ideal. Do not put Phormiums in closed glasshouses with no air movement and high humidity. These conditions can damage Phormium plants. After the plants

begin active rooting into the new media, you can move them into full sun. In regions with high intensity sunlight, this is best done from Fall through Spring, as a drastic change from shade to sun could scorch the plants.

Temperature

Nights: 60 to 64°F (16 to 18°C)
Days: 72 to 90°F (19 to 23°C) for optimum growth

Light

Maintain light levels as high as possible while maintaining temperature.

Irrigation

Avoid very wet and waterlogged conditions to prevent root rot. Potting media should be moist, but not hold water or contain surface moss or liverwort. A regular heavy watering to flush through is necessary to avoid salt build up. Allow the media to dry slightly between watering.

Fertilizer

We advise the use of a low level fertilizer in the early stages because the new roots are extremely sensitive to high fertilizer levels.

Spacing

Plants can be kept can-tight until shipping.

Program Details

36 Liners: 36 plants per tray; 72 plants minimum per box; 1,500 plants minimum per rack. 36 liners are grown in easy-to-pot fiber peat containers. Transplant to finish: 3 to 9 months, depending on time of year and cultivar. Mixed trays of 36 liners are available for trials and small multiples – 6 varieties per box.

72 Liners: 72 plants per tray; 216 plants per box; 1,500 plants minimum per rack. 72 liners are grown in soil. Transplant to finish: 9 to 12 months, depending on time of year and cultivar.


Deep cell trays are used to provide strong root systems that are well-grown and easy to pot into a 1-gallon container and continue active growth. One-way racks from Ball Tagawa.



'Apricot Queen'



'Dusky Chief'



'Evening Glow'



'Platt's Black'

**Contact your Ball Seed Sales Representative
or 800 879-BALL for more information on
Phormium and other products.**

800 879-BALL
Fax: 800 234-0370
order at ballseed.com

Ball Horticultural Company
622 Town Road
West Chicago, Illinois 60185-2698 USA

800 686-7380 Fax: 888 686-7300 ColorLink

©2010 Ball Horticultural Company BHC10345
™ denotes a trademark of and ® denotes a registered trademark of Ball Horticultural Company
in the U.S., unless otherwise noted. They may also be registered in other countries.

Ball®