

# *Ednie Flower Bulbs*

*Happy  
Growing*

*Forcing  
Bulbs  
for  
Pot Flower  
Production*

**Flower Bulb Catalog**

*Ednie Flower Bulbs*





Introduction to

# Forcing Bulbs for Pot Flower Production



From the *Ednie Team*

The catalog at which you are looking is  
a compilation of flower bulbs which can be used  
in the

## Pot Flower Production

for various holidays of which

**Easter**

is the most important one.

*Happy Growing!!*

### Explanation of Columns listed below...

Code	Cultivar	Description & Plant Characteristics	Plant Height "/cm	# Cold Weeks	Program:	Approx. Plant Week	Earliest Forcing Week	Number Days to Force
------	----------	--	-------------------------	-----------------	----------	--------------------------	-----------------------------	----------------------------

**Codes** are the numbers we designated to our products, they are numbered by alphabet and comprised of color codes and groups.

**Cultivars** are the varieties in each group listed in alphabetical order.

**Description & Plant Characteristics** are the color description and some additional information of each variety, if applicable.

**Plant Height "/cm.** is the natural plant height in inches and centimeters which may vary slightly when forced in a greenhouse.

**# Cold Weeks** indicates the number of cold weeks (in cold storage) the variety needs prior to forcing in the greenhouse.

**ppm Florel / mg Bonzi** indicates the suggested quantity of Plant Growth Retardant needed, which varies depending on dates.

**Program** indicates when a variety can be forced and what program is needed, besides number of days to force into colored bud.

**Approx. Plant Week** indicates when bulbs (approximately) need to be planted; this varies from year to year, depending on crop.

**Earliest Forcing Week** indicates when the bulbs can be forced after cooling is completed.

**Number Days to Force** indicates how long it may take to force the product in bloom; see individual products.





# General Information



All Flower Bulbs listed in this catalog (except Oxalis and Paperwhites) need a cold period (condensed winter) prior to forcing into bloom.

The cold periods vary per variety and are listed.

There are three main forcing groups which are explained below.

Details for each are listed by each variety.

A partial cooling period (generally 6 weeks) is given to the "dry" bulbs after which the bulbs must be planted. After the initial rooting of 2 to 3 weeks, they should be stored cold at optimum temperatures (see individual product).

This application is mostly used for the **EARLY** group.

This group is for bulbs which need to flower from middle of January until middle of February.

Flower Bulbs that have not received any cooling prior to planting need to receive the full cold treatment after the bulbs are planted and well watered.

It is strongly suggested that the bulbs are planted immediately upon arrival, (See earliest plant date) which is different for each category.

Follow suggested number of cooling weeks listed by each variety before forcing the product in the greenhouse.

This is for the most part the **MID** group, for flowering immediately after Valentine until early March.

For the last group indicated by either **MARCH** or **EASTER**, the bulbs can be planted later than the MID group, but close attention must be paid to the numbers of cool weeks needed.

<i>Contents</i>		Narcissus	13 ~ 20	Tulips	22 ~ 39
General Information	2 ~ 5	~ Trumpet Daffodils	14	~ Single Early	25
Crocus	6	~ Large Cupped	15	~ Double Early	26, 27
Crocus	6	~ Split Corona	16	~ Triumph	28 -35
Daffodils	14	~ Double	17	~ Double Late	36 -38
Dutch Gardens	7	~ Others	16	~ Parrot	39
Hyacinths	8 ~ 11	~ Miniature, Specialties	18, 19	Additional Tulip Information	40
Iris reticulata	6	~ Paperwhites	20	Tulip Index	41
Muscari	12	Oxalis	21	Growing Charts	42
				Catalogs	43

*We are honored to use a photo of Mr. Lee Pell, a special personal friend and a longtime supporter of Ednie Flower Bulbs.*

*The other photos are the fifth generation flower bulb experts!*





4

## General Information



For the best results, plant Hyacinths and Daffodils/Narcissi first and root them at warmer temperatures than for Tulips. After the rooting period is completed, the temperature will need to be turned down and then planted Tulips can be added to the same cooler. This means Tulips should be planted approximately 2 weeks later than Hyacinths and Daffodils/Narcissi.

For more specific information see the introduction in each of the three main groups. Also see growing diagram listed on page 41.

### Cooler...

#### Temperature

After rooting, cooling is gradually lowered from 55°F. (13°C.) down to 36.5°F. (2.5°C.). At temperatures below the above numbers, the product will "hold" well but should not be considered cooling. In other words, if planted product is immediately stored at temperatures of 36°F. (2°C.), the product will NOT perceive cooling and thus will not flower properly.

#### Water

Plants need to be watered well before going into cooling. Since the temperature of most water is approximately 55°F. (13°C.) the cooler will warm up, alerting the plant "Spring is coming" and sprouts will start to emerge. This not desirable as there is not enough space most of thw time for the sprouts to grow and bend or broken sprouts will occur.

#### Light

It is strongly recommended to keep the lights off during the cooling process for best performance. Growers should check the cooler periodically to see if the emerging sprouts are creamy yellow. If lights are left on, sprouts will turn green and thus disturb proper development of the plant.

#### Ethylene

At no time should Ethylene producing products be allowed in the flower bulb cooler as Ethylene will deform or kill flower buds. Also make sure that the cooler is Ethylene free (cleaned) before storing flower bulbs.



# General Information

## Greenhouse.....



Before the pots are taken out of cold storage, make sure the roots are well developed and sprouts have emerged. If taken out of cold storage too early, it will add unnecessary time in the greenhouse. If not 100% sure, add some extra cooling time before starting to force.

*A rule of thumb for Tulips is to feel if the flower bud is above the bulb inside the emerged sprout by moving down the sprout with fingers. One other way is to cut a bulb open and see where the flower bud is located. If the bud is mostly inside the bulb yet, extend the cooling period for a few more days or week. (Just like pre-mature babies take extra time...) This will eliminate extra time in the greenhouse.*

After watering well (possibly repeat the next day) grower should contemplate whether to use Plant Growth Retardants to ensure the final plant will be the desired height. Since each type of flower bulb reacts differently and uses different Plant Growth Retardants, please check the introduction to each flower bulb.

## Greenhouse Temperatures

Greenhouse temperatures vary for each different Flower Bulb crops:

- HYACINTHS** tolerate warmer temperatures from the top as well as from the bottom. (Just make sure not to bring them from the cooler into full daylight, see page 8).
- MUSCARI** do best when grown with Tulips as they take longer to force into flower than Hyacinths.
- NARCISSI** perform best when the greenhouse temperature is 63°F. (17°C.) and will stay shorter than when grown warmer OR colder.
- TULIPS** can be grown warmer than indicated by each variety, however they do **NOT** tolerate bottom heat as this will cause dessication of the flower buds. The suggested number of days is based on growing the Tulips at 60-63°F. (15-17°C.). They can be grown cooler at 55°F. (13°C.) but add 7 days to the suggested number. They can even be grown at 45°F. (7°C.) night temperature, but then add 14 days to the suggested number of days until colored buds. Make sure there is enough air movement during the day and Tulips need water!! A few doses of 200-250 ppm Calcium Nitrate can be added to strengthen the plants.







6

# Crocus vernus

is a member of the Family Iridaceae. These harbingers of Spring are stemless plants growing from corms. Crocus is the Greek name for saffron. The foliage is narrow, grasslike and appears before, with, or after the flowers. They can be forced into bloom from January on but are not recommended for forcing after March as the flowers do not last as long as other bulb flowers. They do well in Dutch Flowering Bulb Gardens (See page 7.)



**FLOWER RECORD**




**JOAN of ARC**




**PICKWICK**

Code	Cultivar	Description & Plant Characteristics	Natural Height " / cm	Number weeks Cold	Program:	Approx. Plant Week	Earliest Forcing Week	Number Days to Force
1625	<b>FLOWER RECORD</b>	<i>Large, purple flowers, This early variety produces many flowers. Excellent!!</i>	6"	15	9°C.	wk 43	wk 01	21
			15 cm		Regular	wk 40	wk 04	18
					March	wk 45	wk 10	8
1540	<b>JOAN of ARC</b>	<i>Many, large, pure white flowers have contrasting orange yellow stamens.</i>	6"	16	9°C.	wk 43	wk 03	21
			15 cm		Regular	wk 40	wk 04	21
					March	wk 44	wk 10	11
1965	<b>PICKWICK</b>	<i>Flowers are white alternating with purple; very unique. Early forcing variety</i>	6"	15	9°C.	wk 43	wk 01	23
			15 cm		Regular	wk 40	wk 04	23
					March	wk 44	wk 10	10
1295	<b>YELLOW MAMMOTH</b>	<i>Largest yellow flower available. This outstanding variety does not force well early.</i>	6"	17	9°C.	wk 43	wk 04	20
			15 cm		Regular	wk 40	wk 06	20
					March	wk 43	wk 09	11



**YELLOW MAMMOTH**

*After Crocus and Iris are planted, they need cold storage prior to forcing, similar to Tulips. The number listed in the column above indicates the total number of weeks the varieties need in order to force into bloom. If 9°C. bulbs are used, the grower may deduct 6 weeks.*



**ALIDA**



# Iris reticulata


*These miniature Iris are very colorful and attractive. Ideal for 4-inch pots or in Dutch Gardens.*



**KATHARINE HODGKIN**



**DANFORDIAE**



**HARMONY**



**J.S. DIJT**

Code	Cultivar	Description & Plant Characteristics	Natural Height " / cm	Number weeks Cold	Program:	Approx. Plant Week	Earliest Forcing Week	Number Days to Force
2600	<b>ALIDA</b>	<i>Striking pale blue standards and dark blue falls with golden blotches in center of flower.</i>	6"	15	9°C.		n/r	
			15 cm		Regular	wk 40	wk 03	10
					March	wk 45	wk 10	5
2215	<b>DANFORDIAE</b>	<i>Yellow flowers have dark brown, contrasting markings. Flowers are fragrant.</i>	5"	15	9°C.		n/r	
			13 cm		Regular	wk 40	wk 03	10
					March	wk 44	wk 10	5
2635	<b>HARMONY</b>	<i>Larger flowers are royal blue with white and yellow tiger like markings.</i>	6"	15	9°C.		n/r	
			15 cm		Regular	wk 40	wk 03	10
					March	wk 44	wk 10	5
2641	<b>J.S. DIJT</b>	<i>Darkest violet- purple miniature Iris has a golden stripe with a small white blotch, fragrant.</i>	6"	15	9°C.		n/r	
			15 cm		Regular	wk 40	wk 03	10
					March	wk 43	wk 10	5
2943	<b>KATHARINE HODGKIN</b>	<i>Flowers are light blue with fine, darker stripes, accented with yellow and dark speckles; fragrant.</i>	6"	15	9°C.		n/r	
			15 cm		Regular	wk 40	wk 03	10
					March	wk 43	wk 10	5



# Dutch (or Spring) Flowering Gardens



Ednie Flower Bulbs



7

For Dutch or Spring Gardens, the object is to stagger the blooming time. Crocus and Iris will bloom first followed by Narcissi and Hyacinths and ending with Tulips.

For later combinations Crocus and Iris should be replaced by Muscari. All bulbs are planted at the same time (later in the season), stored in cold storage with the Tulips and after 12 weeks pulled out of cooler into a cool greenhouse and watered well. Keep them in the greenhouse for at least one day to green up prior to shipping the Gardens to the retail stores.

For optimum "looks" the pots can be decorated with moss or other decorations.

Creative gardens can be made in combinations amost as endless as the variable shapes of containers available for them. Product can be shipped from the middle of January until after Easter. Later blooming Gardens do best with later blooming varieties.





# Hyacinths *orientalis*



Hyacinths are primarily used as pot plants from early January until after Easter. They can also be used in combination or Dutch Gardens (see previous page).

Hyacinths can be grown for **EARLY (January)** flowering by using early varieties which need fewer cold weeks.

All varieties can be grown for **MID Season**. Valentine is a popular Hyacinth holiday in some areas.


For **EASTER**, the later blooming varieties are suggested. They usually need extra cooling weeks. (See suggested weeks by each variety).

If Hyacinth bulbs are stored prior to planting, **DO NOT keep them at cool** temperatures which will hamper root development later or cause diseases (penicillium). Best storage temperature is 63-72°F. (17-20°C.)

After planting Hyacinths, make sure the pots are thoroughly watered. Repeat this several times since Hyacinths are fast rooters. If the soil is not wet enough, roots will push the bulb out of the pot. Besides water, the planted bulbs need lots of fresh oxygen to prevent the bulbs from pushing out of the pots. It is best to either leave the planted Hyacinths outside of cold storage until the pots are well-rooted or keep the cooler doors open during the rooting process.

The best rooting temperature for Hyacinths is 55°F. (13°C.) for approximately 2 to 3 weeks. When roots are developing well, the temperature can be gradually lowered. Hyacinths and Daffodils/Narcissi can be rooted at the same temperatures and timing. After 3 weeks, Tulips can be added when temperature in cooler is lowered (See section Tulips).

When taking Hyacinths out of cold storage, **DO NOT place them in direct sunlight**. This will cause sprouts to "spit", meaning the flower stalk tears off the basal plate due to a too rapid temperature increase. To prevent this problem, leave the product in a shaded (cooler) "holding" area until the sprout has started to open up and the first florets can be seen. Some varieties are more sensitive than others. The greater the temperature difference between cooler and the greenhouse, the greater the risk of "spitting", especially with the later group.



## Plant Growth Retardants for Hyacinths

Other Plant Growth Retardants to reduce the final height of the Hyacinths have been tested but Florel (Ethephon which releases Ethylene) is still being used successfully.

**CAUTION: When spraying Florel, please stay away from products (such as Tulips) that can be damaged by Ethylene.**

- 1 Foliage must be dry at time of treatment, later afternoon is preferred.
- 2 Florel should be applied in a well-ventilated, 60 - 70 °F. (16 - 21°C.) greenhouse.
- 3 The leaves or flower stalk should be 3 to 4" (7 to 10 cm.) tall.
- 4 DO NOT water foliage for 12 hours after application.
- 5 Florets must not show color, otherwise damage will show. This is most critical if a 2nd spray is needed.

### Suggested number of bulbs per Pot Size

4-inch Pots	1
6-inch Pots *	3
8-inch Pots *	5
10-inch Pots *	7

\* If smaller bulbs (15-16 or 16-17 cm.) are used, the number should be increased, e.g. 4 bulbs per 6-inch pot.



# Hyacinthus orientalis

9

Ednie Flower Bulbs

Code	Cultivar	Description & Plant Characteristics	Plant Height " / cm	# Cold Weeks	Program:	Approx. Plant Week	Earliest Forcing Week	Number Days to Force
				ppm Florel				
0500	<b>AIOLOS</b>	<i>Large, pure white, full flower heads on sturdy upright stems; upright foliage. Excellent!!</i>	10"	15-16	Early		n/r	
			25 cm	0	Mid	wk 38	wk 04	18
				0	Easter	wk 38	wk 10	8
0300	<b>ANNA MARIE</b>	<i>Pastel pink florets are darker in center. Sturdy stems; compact plants. Best for early forcing.</i>	10"	13-14	Early	wk 38	wk 02	18
			25 cm	1000	Mid	wk 38	wk 05	14
					Easter		n/r	
0501	<b>ANTARCTICA</b>	<i>Wedding white full flower heads on sturdy stems; upright foliage. Best for early forcing.</i>	10"	13-14	Early	wk 38	wk 02	20
			25 cm	1000	Mid	wk 38	wk 05	21
					Easter		n/r	
0400	<b>APRICOT PASSION</b>	<i>Very light pastel apricot florets have darker centers. Do not use for early forcing.</i>	8"	14-16	Early		n/r	
			20 cm	1000	Mid	wk 38	wk 06	18
				2000	Easter	wk 40	wk 10	8
0601	<b>AQUA</b>	<i>Dense light blue florets have lavender stripes and tips. Can be used the entire season.</i>	8"	15-17	Early	wk 38	wk 02	20
			20 cm	0	Mid	wk 38	wk 04	12
				1000	Easter	wk 40	wk 10	7
0600	<b>ATLANTIC</b>	<i>Deep blue large compact flower heads have sturdy stems and upright foliage. Best for earlier</i>	10"	15	Early	wk 38	wk 03	20
			25 cm	2000	Mid	wk 38	wk 05	21
					Easter		n/r	
0606	<b>BLUE JACKET</b>	<i>Dark bluish florets have darker purplish stripes in center and are lighter at tips. Large flowerheads.</i>	8"	15-17	Early		n/r	
			20 cm	1000	Mid	wk 38	wk 06	18
				1000	Easter	wk 40	wk 10	8
0605	<b>BLUE PEARL</b>	<i>Bright blue hyacinth is a mutant of Pink Pearl. Suited for mixed pots. Strong stems and upright foliage.</i>	8"	14-15	Early	wk 38	wk 02	20
			20 cm	1000	Mid	wk 38	wk 06	12
				1000	Easter	wk 40	wk 10	7
0607	<b>BLUE STAR</b>	<i>Florets are bright blue. Strong stems. Darker, bluish foliage. Excellent for entire season.</i>	8"	14-16	Early		n/r	
			20 cm	1000	Mid	wk 38	wk 06	18
				2000	Easter	wk 40	wk 10	8
0510	<b>CARNEGIE</b>	<i>Pure white flowers; dark green, semi-upright foliage. Not for early forcing.</i>	8"	14-16	Early		n/r	
			20 cm	1000	Mid	wk 38	wk 05	15
				1000	Easter	wk 40	wk 10	10

**AIOLOS**

**ANNA MARIE**

**ANTARCTICA**

**APRICOT PASSION**

**AQUA**




**ATLANTIC**



**BLUE JACKET**



**BLUE PEARL**



**BLUE STAR**



**CARNEGIE**





10

# Hyacinthus orientalis



**CHINA PINK**



**DELFT BLUE**




**FONDANT**



**GIPSY PRINCESS**



**GIPSY QUEEN**




**JAN BOS**



Code	Cultivar	Description & Plant Characteristics	Plant Height " / cm	# Cold Weeks ppm Florel	Program:	Approx. Plant Week	Earliest Forcing Week	Number Days to Force
0500	<b>CHINA PINK</b>	<i>Baby pink flowers have very strong stems with upright foliage.</i>	10"	15-16	Early		n/r	
			25 cm	1000	Mid	wk 38	wk 05	18
0615	<b>DELFT BLUE</b>	<i>Light porcelain blue; strong stems; semi upright foliage. Excellent forcing variety.</i>	10"	13-15	Early	wk 38	wk 02	18
			25 cm	2000	Mid	wk 38	wk 07	13
				2000	Easter	wk 40	wk 10	7
0325	<b>FONDANT</b>	<i>Candy pink florets have darker stripes which fade. Strong stems; upright foliage.</i>	10"	14-16	Early		n/r	
			25 cm	1000	Mid	wk 38	wk 05	15
0230	<b>GIPSY PRINCESS</b>	<i>Pastel yellow florets; strong stems. Dark green, upright foliage.</i>	8"	15-16	Early		n/r	
			20 cm	1000	Mid	wk 38	wk 05	18
0430	<b>GIPSY QUEEN</b>	<i>Soft peach flowers are tinted salmon. Sturdy stems and upright foliage.</i>	8"	15-16	Early		n/r	
			20 cm	1000	Mid	wk 38	wk 05	18
0140	<b>JAN BOS</b>	<i>Dense mass of cherry red florets; semi-upright foliage. Best for earlier forcing.</i>		0	Easter	wk 40	wk 10	8
			10"	13-14	Early	wk 38	wk 02	20
			25 cm	2000	Mid	wk 38	wk 04	21
0650	<b>MISS SAIGON</b>	<i>Large full flower heads; lilac purple florets; upright foliage. Strong forcing variety.</i>		0	Easter		n/r	
			8"	14-16	Early	wk 38	wk 02	20
			20 cm	1000	Mid	wk 38	wk 05	12
0365	<b>PINK PEARL</b>	<i>Vibrant pink, star-like florets are outlined in white. Flowerhead often splits into 2 stems.</i>		1000	Easter	wk 40	wk 10	7
			8"	14-15	Early	wk 38	wk 02	20
			20 cm	1000	Mid	wk 38	wk 06	12
0366	<b>PINK SURPRISE</b>	<i>Hot pink flowers become baby pink when fully open. Strong variety; not for early forcing.</i>		1000	Easter	wk 40	wk 10	7
			10"	14-17	Early		n/r	
			25 cm	1000	Mid	wk 38	wk 05	15
0565	<b>POLAR GIANT</b>	<i>Pure white flowers. Great variety has dark green, upright foliage. Strong plants.</i>		1000	Easter	wk 40	wk 09	12
			8"	14-16	Early	wk 38	wk 02	25
			20 cm	1000	Mid	wk 38	wk 05	15
				1000	Easter	wk 40	wk 10	10



**MISS SAIGON**



**PINK PEARL**



**PINK SURPRISE**



**POLAR GIANT**



# Hyacinthus orientalis

Ednie Flower Bulbs

11

Code	Cultivar	Description & Plant Characteristics	Plant Height " / cm	# Cold Weeks	Program:	Approx. Plant Week	Earliest Forcing Week	Number Days to Force
0666	<b>PURPLE SENSATION</b>	<i>Deep lilac florets have lighter edges. Dark green foliage; sturdy stems.</i>	10"	15-18	Early		n/r	
			25 cm	1000	Mid	wk 38	wk 05	15
				1000	Easter	wk 40	wk 10	12
0580	<b>TOP WHITE</b>	<i>Large, full flower heads have a warm ebony glow; darker green upright foliage.</i>	10"	15-16	Early		n/r	
			25 cm	1000	Mid	wk 38	wk 05	18
				1000	Easter	wk 40	wk 10	8
0591	<b>WHITE IDEAL</b>	<i>Large white flower heads are a dense mass of florets; striking green strong foliage.</i>	10"	15-16	Early		n/r	
			25 cm	1000	Mid	wk 38	wk 05	18
				1000	Easter	wk 40	wk 10	8
0590	<b>WHITE PEARL</b>	<i>Sister to Blue and Pink Pearl has same characteristics; great for mixed pots. Flower starts creamy.</i>	8"	14-15	Early	wk 38	wk 02	20
			20 cm	1000	Mid	wk 38	wk 06	12
				1000	Easter	wk 40	wk 10	7
0690	<b>WOODSTOCK</b>	<i>Plum purple florets have dark colored stems. Striking variety has upright foliage.</i>	10"	15-18	Early		n/r	
			25 cm		Mid		n/r	
				1000	Easter	wk 38	wk 10	12
0295	<b>YELLOW-STONE</b>	<i>Cheerful butter yellow florets; medium green, taller foliage. Best yellow flowers for Easter.</i>	10"	15-16	Early		n/r	
			25 cm	1000	Mid	wk 38	wk 05	18
				1000	Easter	wk 40	wk 10	8



**PURPLE SENSATION**



**TOP WHITE**



**WHITE IDEAL**



**WHITE PEARL**

# Multiflora (or Roman) Hyacinths

These unique Hyacinths do best when planted 1 bulb per 6-inch (15 cm.) pot and grown with the regular Hyacinths.

2605	<b>BLUE</b>	<i>Many small stems with blue bells stacked on top of each other.</i>	8"	15	Early		n/r	
			20 cm	500	Mid	wk 38	wk 06	12
				1000	Easter	wk 40	wk 10	6
2365	<b>PINK</b>	<i>Many small stems with pink florets which have darker pink stripes in centers.</i>	8"	15	Early		n/r	
			20 cm	500	Mid	wk 38	wk 06	12
				1000	Easter	wk 40	wk 10	6
2590	<b>WHITE</b>	<i>Many small stems with pure white florets stacked on top of each other.</i>	8"	15	Early		n/r	
			20 cm	500	Mid	wk 38	wk 06	12
				1000	Easter	wk 40	wk 10	6



**WOODSTOCK**



**Multiflora BLUE**



**Multiflora PINK**



**Multiflora WHITE**



**YELLOW STONE**





12

# Muscari

Because Muscari are also called Grape Hyacinths the growing of these bulbs should not be confused with Hyacinths. The forcing of Muscari should be treated like Tulips therefore longer forcing time in the greenhouse. They do very well in smaller pots or in Dutch Gardens, see page 7.



Armeniacum **BLUE**



**BIG SMILE**




**SIBERIAN TIGER**



**TOUCH of SNOW**



**BLUE MAGIC**



**OCEAN MAGIC**

Code	Cultivar	Description & Plant Characteristics	Plant Height " / cm	Number weeks Cold	Program:	Approx. Plant Week	Earliest Forcing Week	Number Days to Force
------	----------	-------------------------------------	---------------------	-------------------	----------	--------------------	-----------------------	----------------------

## Muscari Armeniacum

0600	<b>Armeniacum BLUE</b>	<i>Dense spikes of cobalt blue bells; many stems per bulb. Excellent for the combination gardens.</i>	6-8"	17	9C	wk 43	wk 03	30
			15-20 cm		Regular	wk 40	wk 06	25
					Easter	wk 43	wk 09	21
0606	<b>BIG SMILE</b>	<i>Lavender blue bells are densely packed clusters. Flowers are larger than Armeniacum Blue.</i>	7"	15	9C	wk 43	wk 03	30
			17 cm		Regular	wk 40	wk 06	25
					Easter	wk 45	wk 09	21
0575	<b>SIBERIAN TIGER</b>	<i>Pure white bells on strong stems. Ideal in combination gardens because the plant fills the pot.</i>	6"	17	9C	wk 43	wk 03	30
			15 cm		Regular	wk 40	wk 06	25
					Easter	wk 43	wk 09	21
0980	<b>TOUCH of SNOW</b>	<i>Royal blue flower heads are topped in white. Very attractive.</i>	7"	17	9C	wk 43	wk 03	30
			17 cm		Regular	wk 40	wk 06	25
					Easter	wk 43	wk 09	21

## Muscari Aucheri


1605	<b>BLUE MAGIC</b>	<i>Intense blue triangular shaped flower heads. Earliest blue. Compact; ideal for smaller pots.</i>	6"	15	9C	wk 43	wk 02	28
			15 cm		Regular	wk 40	wk 05	24
					Easter	wk 45	wk 09	20
1660	<b>OCEAN MAGIC</b>	<i>Tiny, frothy blue bells are densely clustered. Also great for smaller pots.</i>	6"	15	9C	wk 43	wk 02	28
			15 cm		Regular	wk 40	wk 05	24
					Easter	wk 45	wk 09	20
1590	<b>WHITE MAGIC</b>	<i>Pure white bells, buds are tinted yellow. Compact plants are ideal for early forcing.</i>	6"	15	9C	wk 43	wk 02	28
			15 cm		Regular	wk 40	wk 05	24
					Easter	wk 45	wk 09	20

## Muscari Others

2365	<b>PINK SUNRISE</b>	<i>Soft pink bells in dense clusters. Very unique.</i>	6"	17	9C	n/r		
			15 cm		Regular	wk 40	wk 06	25
					Easter	wk 43	wk 09	21
2685	<b>VALERIE FINNIS</b>	<i>Lightest blue. Flower spikes atart sparcelly but produce many more flowers later.</i>	6"	18	9C	n/r		
			15 cm		Regular	wk 40	wk 06	30
					Easter	wk 43	wk 09	25



**WHITE MAGIC**



**PINK SUNRISE**



**VALERIE FINNIS**



# Daffodils & Narcissi



Ednie Flower Bulbs



The names Daffodils, Narcissi or even Jonquils can be confusing as all belong to the Narcissus species which belong to Amaryllidaceae. Daffodils is the common name for Trumpet Daffodils.

There are 13 groups in the Narcissi but not all are suited for Pot Plant production. The following groups can be used for this purpose and not all varieties within the group are suitable.

## Daffodils

The trumpet-shaped corona is longer than the surrounding six petals.

## Large Cupped

The corona is a large cup which is shorter than the surrounding six petals.

## Split Corona or Butterfly

The corona is split for at least 1/3 of its length, making it look like a butterfly.

## Doubles

They produce one or more flowers. The corona or the tepals are double, or both.

## Others

Small Cupped (corona is much shorter than Large Cupped), Tazetta (many flowers) and Triandrus (2 or more flowers).

## Miniatures

Hybrids of Narcissus Cyclamineus; tepals curve slightly backwards; mostly short.

## Specialties

Various shorter varieties; great for pots and Dutch (Combination) Gardens.

## Paperwhites

These Tazetta varieties are mostly for early indoor forcing starting early November.

Daffodils and/or Narcissi can be grown for **EARLY (January)** flowering by using programmed (9C.) varieties.

All varieties can be grown for **MID Season.**

From Valentine until early March use non-programmed bulbs.

For **EASTER**, the later blooming varieties which stay shorter are suggested.



In order to keep the finished plants short, a Plant Growth Retardant may be advisable.

## Plant Growth Retardants for Daffodils and Narcissi

Other Plant Growth Retardants to reduce the final height of Daffodils and Narcissi have been tested but Florel (Ethephon which releases Ethylene) is still being used successfully.

**CAUTION:** When spraying Florel, please stay far away from products (such as Tulips) that can be damaged by Ethylene.

- 1 Foliage must be dry at time of treatment, late afternoon is preferred after a morning watering (if needed).
- 2 Florel should be applied in a well-ventilated, 60 - 63 °F. (16 - 17°C.) greenhouse.
- 3 The leaves and/or flower stalk should be 3 - 4" (7 - 10 cm.) tall.
- 4 DO NOT water foliage for 12 hours after application.
- 5 If a second application is needed, apply it 2 to 3 days after the initial spray.





# Trumpet Daffodils

Programs for all Daffodils and Narcissi



**9 C.** *These bulbs have received about 6 weeks of cooling when they arrive and therefore only need an additional 10 weeks after the bulbs are planted (see "# cold weeks" by each variety).*

**Regular** *These bulbs have received no cooling when they arrive. Therefore they need the full amount of suggested cooling after the bulbs are planted (see "# cold weeks" by each variety).*

**Easter** *These bulbs have received no cooling when they arrive. Therefore they need the full amount of suggested cooling after the bulbs are planted. Forcing varies each year due to the variable Easters.*

Number of Days to Force is based at 60 - 63°F. (16 - 17°C.) greenhouse temperature.  
This temperature keeps the plants naturally shorter than colder or warmer.

**ATTRACTION**



**DUTCH MASTER**



**EXCEPTION**



**LUCKY NUMBER**

Code	Cultivar	Description & Plant Characteristics	Plant Height " / cm	# Cold Weeks	Program:	Approx. Plant Week	Earliest Forcing Week	Number Days to Force
				ppm Florel				
1200	<b>ATTRACTION</b>	<i>Pure white petals surround bright yellow ruffly trumpets. Upright foliage. Fragrant.</i>	16"	16	9C	wk 43	wk 03	25
			40 cm	0	Regular	wk 38	wk 05	20
				0	Easter	wk 40	wk 10	14
1215	<b>DUTCH MASTER</b>	<i>Vivid yellow petals and trumpets. Profuse bloomer; easy to force for the entire season.</i>	16"	16	9C	wk 43	wk 02	25
			40 cm	2000	Regular	wk 38	wk 05	18
				2000	Easter	wk 40	wk 10	11
1220	<b>EXCEPTION</b>	<i>Yellow petals surround large, slightly golden trumpets.</i>	16"	15	9C	wk 43	wk 02	25
			40 cm	1000	Regular	wk 38	wk 05	18
				2000	Easter	wk 40	wk 10	11
1245	<b>LUCKY NUMBER</b>	<i>Flowers have sunny yellow petals and trumpets.</i>	16"	16	9C	wk 43	wk 02	25
			40 cm	0	Regular	wk 38	wk 05	18
				0	Easter	wk 40	wk 10	11
1250	<b>MARIEKE</b>	<i>Showy yellow flowers; great for forcing, great for Easter because of its plant height and foliage.</i>	14"	16	9C	wk 43	wk 02	25
			35 cm	1000	Regular	wk 38	wk 05	18
				2000	Easter	wk 40	wk 10	11
1550	<b>MOUNT HOOD</b>	<i>Large, pure white petals and trumpets make a nice show. Better for later forcing.</i>	18"	16	9C	wk 43	wk 02	28
			45 cm	2000	Regular	wk 38	wk 05	24
				2000	Easter	wk 40	wk 10	18
1265	<b>PRIMEUR</b>	<i>Yellow petals surround large yellow trumpets which are very long and ruffly.</i>	16"	16	9C	wk 43	wk 02	20
			40 cm	1000	Regular	wk 38	wk 05	16
				2000	Easter	wk 40	wk 10	12

**MARIEKE**



**MOUNT HOOD**

**PRIMEUR**



# Large Cupped Narcissi

15

Ednie Flower Bulbs



**ACCENT**



**CARLTON**



**COOL FLAME**

Code	Cultivar	Description & Plant Characteristics	Plant Height " / cm	# Cold Weeks	Program:	Approx. Plant Week	Earliest Forcing Week	Number Days to Force
				ppm Florel				
2400	<b>ACCENT</b>	<i>White petals surround mango cups. Plants have strong stems and are longlasting.</i>	14"	15	9C		n/r	
			35 cm	1000	Regular	wk 38	wk 05	21
				2000	Easter	wk 40	wk 10	15
2210	<b>CARLTON</b>	<i>Petals are lemon yellow surrounding slightly darker cups. Floriferous. Best for early forcing.</i>	14"	15	9C	wk 43	wk 02	20
			35 cm	2000	Regular	wk 40	wk 05	16
					Easter		n/r	
2410	<b>COOL FLAME</b>	<i>Muted vivid orange cups offset pure white petals. A winner!!</i>	14"	16	9C	wk 43	wk 03	25
			35 cm	1000	Regular	wk 38	wk 05	21
				2000	Easter	wk 40	wk 10	15
2225	<b>FORTUNE</b>	<i>Cheerful yellow petals surround golden cups. Easy forcing variety.</i>	16"	16	9C	wk 43	wk 03	25
			40 cm	1000	Regular	wk 38	wk 05	21
				2000	Easter	wk 40	wk 10	15
2230	<b>GIGANTIC STAR</b>	<i>This large yellow Large Cupped Narcissus lives up to its name. Flowers are large.</i>	16"	16	9C	wk 43	wk 03	25
			40 cm	1000	Regular	wk 38	wk 05	21
				2000	Easter	wk 40	wk 10	15
2537	<b>ICE FOLLIES</b>	<i>White petals surround creamy cups turning almost white. Floriferous. Excellent forcing variety.</i>	14"	16	9C	wk 43	wk 02	20
			35 cm	2000	Regular	wk 38	wk 05	15
				2000	Easter	wk 40	wk 10	10
2375	<b>SALOME</b>	<i>White petals surround pinkish cups. Not to be used for very early. Excellent for Dutch Gardens.</i>	14"	17	9C		n/r	
			35 cm	0	Regular	wk 38	wk 06	22
				0	Easter	wk 40	wk 11	18
2575	<b>SNOWBOARD</b>	<i>Flowers are pure white, both petals and cups. Flowers are smaller.</i>	14"	16	9C	wk 43	wk 02	25
			35 cm	1000	Regular	wk 38	wk 05	20
				2000	Easter	wk 40	wk 10	14



**FORTUNE**



**GIGANTIC STAR**



**ICE FOLLIES**



**SALOME**



**SNOWBOARD**





16

# Other Narcissi

Although each group has many more varieties, not all of them are suited for pot production. Each variety that is listed provides a show. These can also be used in Combination or Dutch Gardens.



**BARRETT BROWNING**

Code	Cultivar	Description & Plant Characteristics	Plant Height " / cm	# Cold Weeks ppm Florel	Program:	Approx. Plant Week	Earliest Forcing Week	Number Days to Force
3405	<b>BARRETT BROWNING</b>	<i>Pure white petals are offset by reddish orange cups. Sturdy stems. Can be used for early forcing.</i>	14"	16	9C	wk 43	wk 02	20
			35 cm	2000	Regular	wk 38	wk 05	15
				2000	Easter	wk 40	wk 10	10

## Small Cupped Narcissi



**APRICOT WHIRL**

Code	Cultivar	Description & Plant Characteristics	Plant Height " / cm	# Cold Weeks ppm Florel	Program:	Approx. Plant Week	Earliest Forcing Week	Number Days to Force
4400	<b>APRICOT WHIRL</b>	<i>Cheerful pastel apricot twisted petals on top of pure white petals. Slightly fragrant.</i>	14"	16	9C	n/r		
			35 cm	2000	Regular	wk 38	wk 05	15
				2000	Easter	wk 40	wk 10	10
4460	<b>ORANGERY</b>	<i>Pure white petals have large golden orange irregular petals in the center. Fragrant.</i>	16"	16	9C	n/r		
			40 cm	2000	Regular	wk 38	wk 05	15
				2000	Easter	wk 40	wk 10	10
4475	<b>SLICE of LIFE</b>	<i>Neon yellow petals have contrasting shades of orange centers. Flowers are pleasantly fragrant.</i>	16"	16	9C	n/r		
			40 cm	2000	Regular	wk 38	wk 05	15
				2000	Easter	wk 40	wk 10	10

## Split Corona Narcissi



**ORANGERY**

## Tazetta and Triandrus Narcissi



**SLICE of LIFE**

6430	<b>GERANIUM</b>	<i>Pure white petals have small red-orange cups; multiflowering. Fragrant. Latest variety to force.</i>	14"	17	9C	n/r		
			35 cm	2000	Regular	wk 38	wk 05	21
				2000	Easter	wk 40	wk 10	18
6575	<b>SILVER CHIMES</b>	<i>Pure white petals surround petite creamy cups; multiflowering. Fragrant.</i>	14"	15	9C	wk 43	wk 02	25
			35 cm	0	Regular	wk 38	wk 05	15
				0	Easter	wk 40	wk 10	10
6581	<b>Triandrus THALIA</b>	<i>Pure white petals and cups. Petals are daisy-like and slightly curved. Fragrant.</i>	14"	15	9C	wk 43	wk 02	25
			35 cm	0	Regular	wk 38	wk 05	15
				0	Easter	wk 40	wk 10	10



**GERANIUM**



**SILVER CHIMES**



**TRIANDRUS THALIA**





# Double Narcissi




These have one or more flowers to a stem, with doubling of the perianth segments or the corona or both resulting in rose-like blossoms.

## BRIDAL CROWN



Code	Cultivar	Description & Plant Characteristics	Plant Height " / cm	# Cold Weeks	Program:	Approx. Plant Week	Earliest Forcing Week	Number Days to Force
				ppm Florel				
5405	<b>BRIDAL CROWN</b>	<i>Outer petals are pure white; cups are filled with white and orange petals. Multiflowering. Fragrant.</i>	14"	15	9C	wk 43	wk 03	25
			35 cm	1000	Regular	wk 38	wk 05	20
				1000	Easter	wk 40	wk 10	13
5510	<b>CHEERFULNESS</b>	<i>Pure white flowers have creamy bases in centers. Multiflowering and fragrant.</i>	14"	15	9C		n/r	
			35 cm	1000	Regular	wk 38	wk 05	20
				1000	Easter	wk 40	wk 10	13
5215	<b>DICK WILDEN</b>	<i>Sunray yellow petals are tinged slightly golden towards center. Flower size is 2" (5 cm.).</i>	14"	16	9C	wk 43	wk 03	21
			35 cm	2000	Regular	wk 38	wk 05	17
				2000	Easter	wk 40	wk 10	12
5220	<b>EASTER TIDE</b>	<i>Creamy yellow outer petals. Large, full centers are golden yellow. Fragrant.</i>	16"	16	9C	wk 43	wk 03	25
			40 cm	0	Regular	wk 38	wk 05	20
				0	Easter	wk 40	wk 10	13
5425	<b>FLOWER DRIFT</b>	<i>Pure white petals surround ruffly golden orange cups, outlined in deep orange. Easy forcing variety.</i>	16"	16	9C	wk 43	wk 03	25
			40 cm	2000	Regular	wk 38	wk 05	22
				2000	Easter	wk 40	wk 10	15
5537	<b>ICE KING</b>	<i>Pure white petals have creamy ruffled cups. This variety is the double version of Ice Follies.</i>	16"	16	9C	wk 43	wk 03	25
			40 cm	1000	Regular	wk 38	wk 05	20
				2000	Easter	wk 40	wk 10	13
5450	<b>MY STORY</b>	<i>Huge flowers have white petals surrounding ruffled soft orange centers. Longlasting; fragrant.</i>	14"	17	9C		n/r	
			35 cm	0	Regular	wk 38	wk 05	20
				1000	Easter	wk 40	wk 10	13
5465	<b>PETIT FOUR</b>	<i>Slightly recurved outer petals surround cream/pastel orange cups. Dazzling; sweet fragrance.</i>	14"	16	9C	wk 43	wk 03	25
			35 cm	0	Regular	wk 38	wk 05	20
				1000	Easter	wk 40	wk 10	13
5475	<b>Sir WINSTON CHURCHILL</b>	<i>Petite flowers are layers of creamy white, with small orange centers. Multiflowering, fragrant. Double version of Narcissus Geranium.</i>	14"	16	9C	wk 43	wk 03	25
			35 cm	0	Regular	wk 38	wk 05	20
				0	Easter	wk 40	wk 10	13
5480	<b>TAHITI</b>	<i>Layers of lemon yellow with shorter bright orange petals layered in between. Flowers are 4" (10 cm.).</i>	14"	16	9C	wk 43	wk 03	25
			35 cm	0	Regular	wk 38	wk 05	20
				0	Easter	wk 40	wk 10	13
5295	<b>YELLOW CHEERFULNESS</b>	<i>Petite lemon yellow flowers have golden centers. Fragrant. Multiple blooms per stem.</i>	14"	15	9C		n/r	
			35 cm	1000	Regular	wk 38	wk 05	20
				1000	Easter	wk 40	wk 10	13





# Miniature Narcissi

18



**ICE BABY**

**JETFIRE**

**SAILBOAT**

Code	Cultivar	Description & Plant Characteristics	Plant Height " / cm	# Cold Weeks ppm Florel	Program:	Approx. Plant Week	Earliest Forcing Week	Number Days to Force
8537	<b>ICE BABY</b>	<i>Pure white, slightly recurved petals surround greenish-white, petite trumpets. Flowers are star-shaped.</i>	14"	15	9C		n/r	
			35 cm	1000	Regular	wk 40	wk 05	21
				2000	Easter	wk 45	wk 10	15
8440	<b>JETFIRE</b>	<i>Yellow, slightly recurved petals with golden orange trumpets, Member of the Cyclamineus family.</i>	14"	15	9C		n/r	
			35 cm	1000	Regular	wk 40	wk 05	21
				2000	Easter	wk 45	wk 10	15
8275	<b>SAILBOAT</b>	<i>Pure white petals with soft yellow ruffly cups. Sweet fragrance. They belong to the Jonquilla family.</i>	14"	16	9C	wk 43	wk 03	25
			35 cm	0	Regular	wk 40	wk 05	20
				0	Easter	wk 45	wk 10	14
8280	<b>TETE á TETE</b>	<i>Very popular yellow petals surround golden trumpets; floriferous. Another fragrant member of the Cyclamineus family.</i>	16"	16	9C	wk 43	wk 03	25
			40 cm	n/r	Regular	wk 40	wk 05	20
				n/r	Easter	wk 45	wk 10	14
8281	<b>TETE BOUCLÉ</b>	<i>This is the double Tete á Tete. Same characteristics. Cups are full with petals.</i>	16"	16	9C	wk 43	wk 02	25
			40 cm	1000	Regular	wk 40	wk 05	20
				2000	Easter	wk 45	wk 10	14

**TETE BOUCLÉ**

**TETE á TETE**

Below are helpful charts to be used as a guide because the many variables such as bulb sizes and pot sizes.

**Large Daffodils and Narcissi**  
Suggested number of bulbs per Pot Size

<b>6-inch Pots</b>	<b>3</b>
<b>8-inch Pots *</b>	<b>5</b>
<b>10-inch Pots *</b>	<b>7</b>

\* If small bulbs (12-14 cm.) are used, the number should be increased, e.g. 4 bulbs per 6-inch pot, to fill up the pot.

**Miniature and Specialty Narcissi**  
Suggested number of bulbs per Pot Size

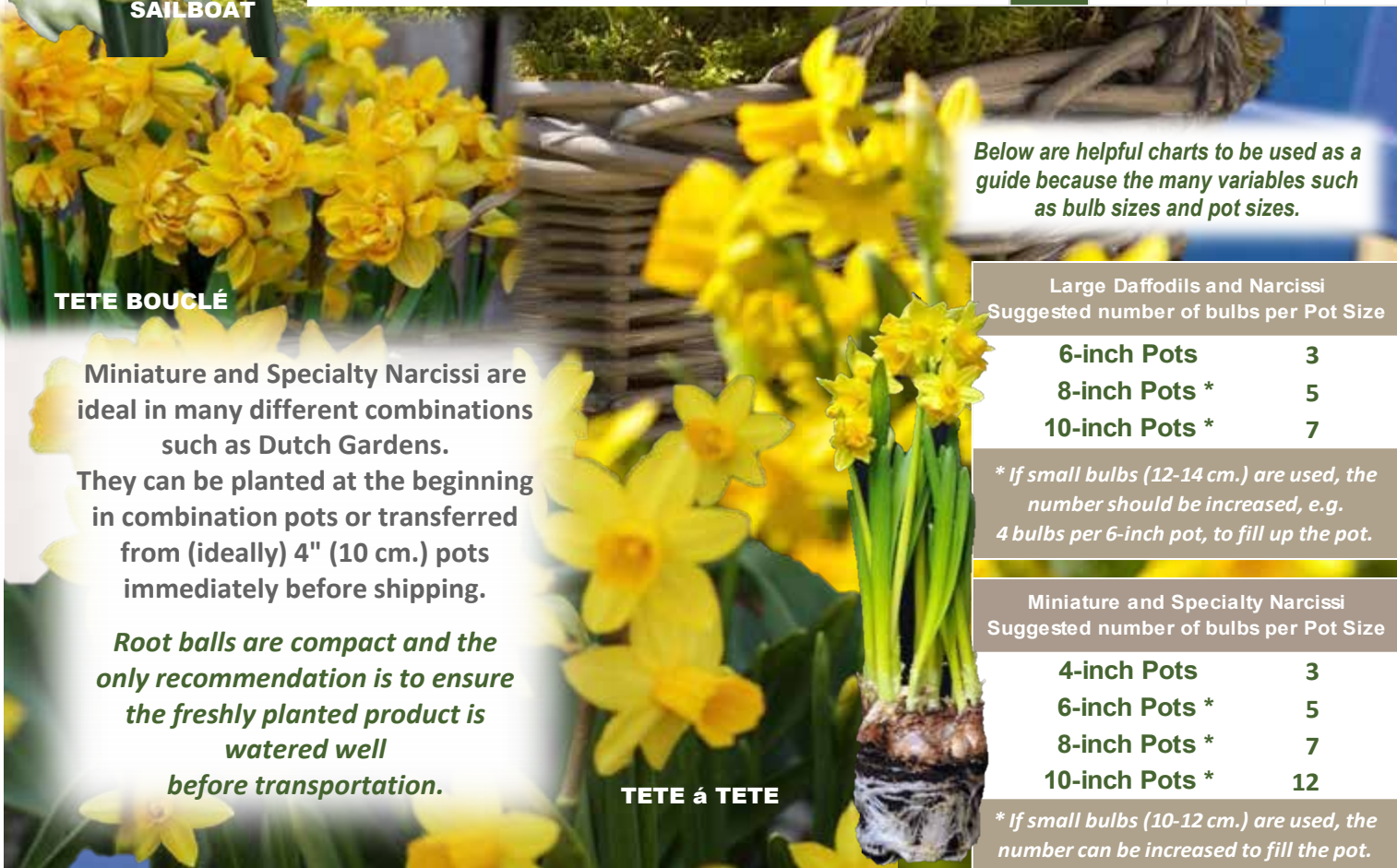
<b>4-inch Pots</b>	<b>3</b>
<b>6-inch Pots *</b>	<b>5</b>
<b>8-inch Pots *</b>	<b>7</b>
<b>10-inch Pots *</b>	<b>12</b>

\* If small bulbs (10-12 cm.) are used, the number can be increased to fill the pot.

Miniature and Specialty Narcissi are ideal in many different combinations such as Dutch Gardens.

They can be planted at the beginning in combination pots or transferred from (ideally) 4" (10 cm.) pots immediately before shipping.

*Root balls are compact and the only recommendation is to ensure the freshly planted product is watered well before transportation.*





# Specialty Narcissi

Ednie Flower Bulbs

19

Code	Cultivar	Description & Plant Characteristics	Plant Height " / cm	# Cold Weeks	Program:	Approx. Plant Week	Earliest Forcing Week	Number Days to Force
				ppm Florel				
9405	<b>BELL SONG</b>	<i>White petals surround small peach colored cups; multiflowering. Jasmine fragrance. It belongs to the Jonquilla family.</i>	14"	17	9C		n/r	
			35 cm	0	Regular	wk 40	wk 06	22
				0	Easter	wk 45	wk 11	18
9250	<b>MINNOW</b>	<i>Creamy white petals have sunny yellow cups. Multiflowering and fragrant. Member of the Tazetta family.</i>	14"	16	9C	wk 43	wk 02	25
			35 cm	0	Regular	wk 40	wk 05	20
				0	Easter	wk 45	wk 10	14
9470	<b>RECURVUS</b>	<i>Yellow cups are outlined in red. Petals are white. Fragrant. This variety belongs to the Poeticus family. This variety is also called "Pheasant's Eye".</i>	14"	16	9C	wk 43	wk 02	25
			35 cm	0	Regular	wk 40	wk 05	20
				0	Easter	wk 45	wk 10	14
9270	<b>RIP van WINKLE</b>	<i>Miniature, fully double yellow flowers; petals are pointed. Unique!!</i>	14"	16	9C	wk 43	wk 02	25
			35 cm	0	Regular	wk 40	wk 05	20
				0	Easter	wk 45	wk 10	14
9296	<b>YELLOW CARPET</b>	<i>Yellow petals surround cups which are slightly darker. An ocean of golden bells. See below how to best obtain the "ocean" of color.</i>	14"	16	9C	wk 43	wk 02	25
			35 cm	0	Regular	wk 40	wk 05	20
				0	Easter	wk 45	wk 10	14



The Yellow Carpet story:

1. fill pot completely, 2. normal cooling, 3. force in greenhouse, 4. strong finish!!



# Paperwhite Narcissi



**ARIEL**



**ERLICHEER**



**GRAND SOLEIL d'OR**



**INBAL**

Code	Cultivar	Description & Plant Characteristics	Plant Height " / cm	# flowers	Program:	Approx. Plant Week	Number Days to Force
7500	<b>ARIEL</b>	<i>Largest white/white variety available. Forces easily. No fragrance.</i>	13"	14 - 18	9C	wk 43	25
			33 cm		Regular	wk 40	20
					Easter	wk 45	14
7220	<b>ERLICHEER</b>	<i>Very full white flowers have a touch of cream at the centers.</i>	15"	8 - 12	9C	wk 43	25
			38 cm		Regular	wk 40	20
					Easter	wk 45	14
7430	<b>GRAND SOLEIL d'OR</b>	<i>Yellow flowers have bright orange cups. Best for later forcing. Sweeter fragrance.</i>	15"	12 - 16	9C	wk 43	25
			38 cm		Regular	wk 40	20
					Easter	wk 45	14
7537	<b>INBAL</b>	<i>White petals; white cups have contrasting golden orange pistils. Delicate fragrance.</i>	16"	12 - 16	9C	wk 43	25
			40 cm		Regular	wk 40	20
					Easter	wk 45	14
7555	<b>NAZARETH (NIR)</b>	<i>This white/white variety is very floriferous. Very faint fragrance.</i>	14"	12 - 16	9C	wk 43	25
			35 cm		Regular	wk 40	20
					Easter	wk 45	14
7290	<b>WINTER SUN</b>	<i>White petals are contrasted with golden yellow cups. Sweeter fragrance.</i>	18"	10 - 12	9C	wk 43	25
			45 cm		Regular	wk 40	20
					Easter	wk 45	14
7597	<b>ZIVA</b>	<i>The improved Ziva has all white petals surrounding white cups which have 3 golden orange pistils. Earliest forcing variety.</i>	15"	12 - 16	9C	wk 43	25
			38 cm		Regular	wk 40	20
					Easter	wk 45	14



**NAZARETH (NIR)**



**WINTER SUN**



**ZIVA**

## Growing Schedule - Holidays


Plant Date	Flower Date
October 15	US Thanksgiving Day
November 10	Christmas
November 18	New Year
December 1	Chinese New Year
December 10	February 1
January 15	Valentine

## Number Stems per Bulb Size

Size	Number Stems
13-14	1 stem
14-15	1 - 2 stems
15-16	1 - 3 stems
16-17	2 - 3 stems
17-up	2 - 3 stems







# Oxalis

Ednie Flower Bulbs

Code	Cultivar	Description & Plant Characteristics	Leaf Color	Plant Height " / cm	Plant Period	Number Weeks to Bud	Number Weeks to Finish
1800	<b>ADENOPHYLLA</b>	Flowers are pink with darker pink veins; about 1" (2-1/2 cm.) across. After planting they need 13 weeks at 36°F. (2°C.) before placing in cool greenhouse.	green	8" 20 cm.	Fall		4
1337	<b>IRON CROSS (Deppei)</b>	The Good-Luck plant or Four Leaf Clover. Flowers are red or purplish violet above the colored foliage. Force at 55-59°F. (13-15°C.).	green/red	6" 15 cm	Fall/ Spring		8 - 10



**ADENOPHYLLA**

## Triangularis species


0325	<b>FANNY</b>	Soft pink flowers above lush foliage of trifoliolate leaves which close at night and open during the day.	green	6" 15 cm	Winter - Spring	6 - 8	10 - 12
0350	<b>MYKE</b>	Reddish purple foliage is solid in color. Very light pink flowers are a nice contrast.	purple	8" 20 cm.	Winter - Spring	8 - 10	12 - 14
0570	<b>REGNELLII</b>	The St. Patrick's Shamrock which does compliment combination gardens. White flowers.	green	6" 15 cm	Year Round	6 - 8	10 - 12
0380	<b>TRIANGULARIS</b>	Pink flowers on top of dark, two-toned maroon foliage; excellent in hanging baskets. Responds well to light Sumagic sprays.	purple	8" 20 cm.	Year Round	8 - 10	12 - 14



**IRON CROSS (DEPPEI)**



**TRIANGULARIS**



**FANNY**



**MYKE**



**REGNELLII**

### Some Helpful Tips to Ensure Quality Oxalis

In order to keep the plant compact, a Plant Growth Retardant may be used.

Various options are available, such as Bonzi and Sumagic sprays (low dosage).

Start at 68-75°F. (20-24°C.) until emergence.

Continue with cooler temperatures 57-61°F. (14-16°C) to keep plants compact.

After first flush of buds appear, temperature may be increased to 65=68°F. (18-20°) until shipping.

For optimum plants, maintain 2500-5000 ft candles.

Triangularis Species:  
Suggested # of bulbs per Pot

4-inch Pots	2 - 3
6-inch Pots *	3 - 5
8-inch Pots *	5 - 7

\* If smaller bulbs (Size II) are used, the number should be increased.

Other Species:  
Suggested # of bulbs per Pot.

4-inch Pots	4 - 6
6-inch Pots *	8 - 10
8-inch Pots *	12 - 15

\* If smaller bulbs (3-4 cm.) are used, the number should be increased.



# Tulips

22

Because of where they originated, Tulips need a cold period prior to forcing into flowering. The total amount can vary between 12 and 18 weeks. The cold temperatures starts at 40-45°F (5-7°C.) down to close to 32°F. (0°C.) for later Easters. See growing diagram listed on page 41.

*There are 5 groups of Tulips which are well-suited for Pot Plant production. The following groups can be used for this purpose and only those varieties which are listed within the group are suitable.*



## Single Early



*This group is mostly fragrant and the plants are compact.*

*As the name indicates, they are best for earlier forcing.*

*Most do not need Growth Retardants because they are naturally shorter.*



Tulips can be grown for **EARLY (January)** flowering by using programmed (9C.) varieties.

## Double Early



*This group can be used for earlier and mid-season forcing.*

*The peony-like flowers have many petals. Most of these are shorter varieties and when forced cool Growth Retardants are generally not needed.*



All varieties can be grown for **MID Season.** From Valentine until early March use non-programmed bulbs.

## Triumph



*The largest group of single flowers can be forced from early to late.*

*Heights vary per variety.*

*A general Growth Retardant is advised, especially since it slows down the development of the flower which is important for later Easters.*

## Double Late



*This group also has peony-like flowers but bloom later as the name indicates.*

*Some varieties are taller but can be kept short(er) with Growth Retardants.*

*They are also ideal for larger pots and may then need no Growth Retardants.*



For **EASTER**, the later blooming varieties which stay shorter are suggested.

## Parrot



*Parrots are mostly mutations (not hybrids) of existing varieties as many names indicate. In this group we only recommend using the shorter varieties.*

*Growth Retardants are optional.*

*See explanation by Plant Growth Retardants.*





Ednie Flower Bulbs

# Tulips

The core of a Tulip bulb houses the complete flower: the pistil and 6 stamens surrounded by (multiples of) 6 flower petals, covered by the plant leaves. The center or core is protected by several layers of scales which in turn have paper-like coverings called tunics to protect the insides from drying or other mechanical damages.



*When Tulips are stored for a longer time in cool(er) temperatures the outside tunic can become hard which can obstruct the rooting, therefore in some cases it is recommended the release the bottoms so the plant can "root" more freely. However, if Tulips are dipped in water with the extra benefit of RootShield® WP+ Plus the skins will become softer and promote root development.*



## DID YOU KNOW....

that Tulip bulbs travel many miles? They are first dug out of the fields by machines, shaken to remove the soil, then put onto transport belts ending up in (temperature controlled) cube cases for the drying process. They continue on to either mechanical or hand removal of the old flower stalk and skins, then to the sorting and counting machines to finally come to rest in either wooden trays or plastic shipping crates. Before they are transported to the various countries, most of them are washed for the North American market. For more information and pictures, see page 46 in the Flower Bulbs for Fall Planting Catalog.

*After being loaded into temperature controlled containers, they travel either by boat or plane to the country of destination. From there they are then unloaded and loaded into trucks to arrive at the final destinations. ERGO: If some blemish or damage shows on the outer skin or scale, think how many times the individual bulb has tumbled.*

Fortunately, if no disease is evident, the center or core of the bulb will be perfectly fine because of the many layers covering the flower. (See pictures below.)

**If some shipping or storage mold on the bulb is evident, take a blower or move fresh air with a fan to dry out the mold and it will disappear. Again, no damage to the core! How do you know for sure the core is fine? Cut open a bulb (see sample) and notice the creamy yellow parts of the plant and flower.**



*Maybe somewhat rough looking on the outside because of all the tumbling (see story)...*



**... still perfect on the inside!!**



As always, keep Tulip bulbs away from Ethylene producing fruits and vegetables as it will kill the flower buds and you will not see a flowering plant. (See picture).



# Tulips (Continued)

## Tulip Programs

24

9 C.

*These bulbs have received about 6 weeks of cooling when they arrive and therefore only need an additional 10 weeks after the bulbs are planted (see "# cold weeks" by each variety).*

**Regular**

*These bulbs have received no cooling when they arrive. Therefore they need the full amount of suggested cooling after the bulbs are planted (see "# cold weeks" by each variety).*

**Easter**

*These bulbs have received no cooling when they arrive. They need the full amount of suggested cooling after the bulbs are planted. Forcing varies each year due to the variable Easters.*

The column "Number of Days to Force" is based on a Night Greenhouse Temperature of 60 - 63°F. (15 - 17°C.).

For Easter to keep the plants naturally shorter it is strongly suggested to grow the Tulips cooler.

If grown at 55°F. (13°C.) Night Temperatures, please add 7 days to the Number of Days to Force.

If grown at 45 - 46°F. (7 - 8°C.) Night Temperatures, please add 14 days to the Number of Days to Force.

### The IMPORTANCE of ROOTS with forcing healthy TULIPS in Pots

*Tulips need to be planted as high as possible in the pot to give roots as much space as possible since they only grow down.*

Too many roots in the bottom of the pots cause various diseases such as Botrytis cinerea or Trichoderma.

*Make sure the pots have sufficient drainage holes, and add sand to the growing media or cover the pots with sand.*

**An ounce of PREVENTION is WORTH a POUND of CURE.**



**GOOD Roots**



**POOR Roots**

### Plant Growth Retardants for Tulips

Current Plant Growth Retardants to reduce the final height of Tulips are either Paclobutrazol (Bonzi or Piccolo) or Flurprimidol (Topflor). For convenience sake we have Ancymidol (A-Rest) listed in the chart as well since many "Old-Timers" were used to this product.

The type of growing media is very important, e.g. if bark is mixed in, please ensure that the pH is 6.0 to 6.5 in order for the PGR to be successful.

1 *When pots come out of cold storage, make sure they are watered well right away and apply the Growth Retardant the next morning when the soil is moist.*

2 *Although A-Rest needed to be applied within 24 hours after coming out of cold storage, Bonzi or Piccolo can be applied at other times, even twice if needed.*

3 *Grower should evaluate each variety when it comes out of cold storage and apply the Growth Retardant accordingly.*

4 *Do not water the pots until the roots have had a chance to absorb the Plant Growth Retardant. Bonzi or Piccolo works best if the pots are not watered until the soil has dried out.*

### Comparison Rates Plant Growth Retardants

Ancymidol A-Rest (Mg/Pot)	Paclobutrazol Bonzi/Piccolo (Mg/Pot)	Flurprimidol Topflor (Mg/Pot)
0.125	0.375	0.200
0.250	0.750	0.400
0.500	1.500	0.750

Chart is compiled by Cornell University

Dr. W.B. Miller, Research Director

### Suggested number of TULIP bulbs per Pot Size

4 inch (10 cm.)	Pots	3
6 inch (15 cm.)	Pots	5 or 6
7 inch (18 cm.)	Pots	7 or 8
8 inch (20 cm.)	Pots	10
10 inch (25 cm.)	Pots	12
12 inch (30 cm.)	Pots	15



# Single Early Tulips

25

Ednie Flower Bulbs

**AAFKE**

**APRICOT BEAUTY**

**CANDY PRINCE**

Code	Cultivar	Description & Plant Characteristics	Plant Height " / cm	# Cold Weeks	Program:	Approx. Plant Week	Earliest Forcing Week	Number Days to Force
				mg Bonzi				
2300	<b>AAFKE</b>	<i>Soft pink flowers are edged lighter. Upright foliage and strong stems. Good for entire season.</i>	15"	14	9C	wk 43	wk 04	25
			37 cm	0	Regular	wk 42	wk 07	22
				0	Easter	wk 44	wk 09	20
2400	<b>APRICOT BEAUTY</b>	<i>Fragrant, peach flowers have apricot blush. Semi-upright foliage Best for early forcing.</i>	16"	14	9C	wk 43	wk 03	24
			40 cm	0.375	Regular	wk 42	wk 06	21
				0.750	Easter	wk 44	wk 09	18
2610	<b>CANDY PRINCE</b>	<i>This lavender member of the Prince family can be mixed with other Prince family members.</i>	14"	15	9C	wk 43	wk 04	24
			35 cm	0	Regular	wk 42	wk 06	21
				0.750	Easter	wk 44	wk 09	18
2310	<b>CHRISTMAS DREAM</b>	<i>Soft pink flowers are fragrant. Upright foliage and strong stems. Excellent for earlier forcing.</i>	14"	15	9C	wk 43	wk 03	25
			35 cm	0	Regular	wk 42	wk 07	20
				0.375	Easter	wk 44	wk 09	18
2150	<b>MERRY CHRISTMAS</b>	<i>Crimson red flowers with upright foliage and strong stems. Like Christmas Dream, best for early.</i>	14"	15	9C	wk 43	wk 03	25
			35 cm	0	Regular	wk 42	wk 07	20
				0.375	Easter	wk 44	wk 09	18
2365	<b>PINK PRINCE</b>	<i>This fuchsia pink member of the Prince family is also very suitable for mixed pots or combinations.</i>	14"	15	9C	wk 43	wk 04	24
			35 cm	0	Regular	wk 42	wk 06	21
				0.750	Easter	wk 44	wk 09	18
2666	<b>PURPLE PRINCE</b>	<i>This iridescent magenta purple member of the Prince family works well in mixed pots.</i>	14"	15	9C	wk 43	wk 04	24
			35 cm	0	Regular	wk 42	wk 06	21
				0.750	Easter	wk 44	wk 09	18
2275	<b>SUNNY PRINCE</b>	<i>The butter yellow member of the Prince family. Works well in mixed or combination pots.</i>	14"	15	9C	wk 43	wk 04	24
			35 cm	0	Regular	wk 42	wk 06	21
				0.750	Easter	wk 44	wk 09	18
2591	<b>WHITE MARVEL</b>	<i>The white Christmas Dream is a strong variety; best for earlier forcing.</i>	14"	15	9C	wk 43	wk 03	25
			35 cm	0	Regular	wk 42	wk 07	20
				0.375	Easter	wk 44	wk 09	18
2594	<b>WHITE PRINCE</b>	<i>The pure white member of the Prince family looks great in mixed pots or combination gardens.</i>	14"	15	9C	wk 43	wk 04	24
			35 cm	0	Regular	wk 42	wk 06	21
				0.750	Easter	wk 44	wk 09	18

**CHRISTMAS DREAM**

**MERRY CHRISTMAS**

**PINK PRINCE**

**PURPLE PRINCE**

**SUNNY PRINCE**

**WHITE MARVEL**

**WHITE PRINCE**



# Double Early Tulips



Code	Cultivar	Description & Plant Characteristics	Plant Height " / cm	# Cold Weeks mg Bonzi	Program:	Approx. Plant Week	Earliest Forcing Week	Number Days to Force
3100	<b>ABBA</b>	<i>Blood red flowers have random tiny white tips and are semi-double. Excellent.</i>	16"	15	9C	wk 43	wk 04	25
			40 cm	0	Regular	wk 42	wk 07	22
				0.750	Easter	wk 44	wk 09	15
3600	<b>ALLISON BRADLEY</b>	<i>Beetroot purple, fully double flowers are darker towards the base.</i>	14"	17	9C	wk 43	wk 04	28
			35 cm	0	Regular	wk 42	wk 06	24
				0	Easter	wk 44	wk 09	21
3616	<b>DOUBLE PRICE</b>	<i>Shades of fuchsia petals are feathered into lighter edges. Does not stretch. Fragrant.</i>	15"	15	9C	wk 43	wk 04	28
			37 cm	0	Regular	wk 42	wk 07	25
				0.375	Easter	wk 44	wk 09	21
3126	<b>FIRST PRICE</b>	<i>Rosy red petals appear pink in bud stage. Strong plants with upright foliage.</i>	14"	15	9C	wk 43	wk 04	25
			35 cm	0	Regular	wk 42	wk 07	21
				0.250	Easter	wk 44	wk 09	21
3827	<b>FOX TROT</b>	<i>Beautiful combination of white and salmon pink flowers; start white. Fragrant.</i>	14"	17	9C	wk 43	wk 05	25
			35 cm	0	Regular	wk 42	wk 08	21
				0	Easter	wk 44	wk 09	20
3828	<b>FOX TROT DESIGN</b>	<i>White and salmon flowers are fragrant. Mutant of Foxtrot with "Hosta" leaves.</i>	14"	17	9C	wk 43	wk 05	25
			35 cm	0	Regular	wk 42	wk 08	21
				0	Easter	wk 44	wk 09	20
3727	<b>FOXY FOX TROT</b>	<i>Lemon yellow flowers have random brushed light salmon marks. Mutant of Foxtrot.</i>	14"	17	9C	wk 43	wk 05	25
			35 cm	0	Regular	wk 42	wk 08	21
				0	Easter	wk 44	wk 09	20
3250	<b>MARIE JO</b>	<i>Brilliant yellow flowers have a soft fragrance. Mutant of Verona; replacing Monte Carlo.</i>	14"	15	9C	wk 43	wk 04	23
			35 cm	0	Regular	wk 42	wk 07	21
				0.750	Easter	wk 44	wk 09	20
3550	<b>MONDIAL</b>	<i>Pure white semi-double flowers have upright foliage. Large buds.</i>	14"	15	9C	wk 43	wk 02	24
			35 cm	0	Regular	wk 42	wk 05	21
				0.375	Easter	wk 44	wk 09	20



26

DOUBLE PRICE

FIRST PRICE

FOX TROT

FOX TROT DESIGN

FOXY FOX TROT

MARIE JO

MONDIAL



# Double Early Tulips

27

Ednie Flower Bulbs

**NEGRITA  
DOUBLE**

**QUEEN of MARVEL**

**RED FOXTROT**


Code	Cultivar	Description & Plant Characteristics	Plant Height " / cm	# Cold Weeks	Program:	Approx. Plant Week	Earliest Forcing Week	Number Days to Force
				mg Bonzi				
3655	<b>NEGRITA DOUBLE</b>	<i>Large, beetroot purple flowers lighten in color when fully open. Shorter stems. Mutant of Negrita.</i>	15"	16	9C	wk 43	wk 05	25
			37 cm	0.250	Regular	wk 42	wk 07	24
				0.375	Easter	wk 44	wk 09	22
3368	<b>QUEEN of MARVEL</b>	<i>Hot pink flowers have lighter edges. Quite a unique show. Mutant of Christmas Marvel.</i>	14"	15	9C	wk 43	wk 03	25
			35 cm	0	Regular	wk 42	wk 07	21
				0.375	Easter	wk 44	wk 09	18
3172	<b>RED FOXTROT</b>	<i>Vibrant red flowers. Sturdy stems with upright foliage. As the name indicates it is a mutant of Foxtrot.</i>	14"	17	9C	wk 43	wk 05	25
			35 cm	0	Regular	wk 42	wk 08	21
				0	Easter	wk 44	wk 09	20
3172	<b>RED PRINCESS</b>	<i>Tomato red petals are brushed lavender on outsides. Mutant of Couleur Cardinal.</i>	14"	17	9C		n/r	
			35 cm	0	Regular	wk 42	wk 07	21
				0.750	Easter	wk 44	wk 09	19
3875	<b>SAMBUCA</b>	<i>Antique rose petals have wide white edges with green feathers. Large flowers are long lasting.</i>	15"	18	9C	wk 43	wk 03	25
			37 cm	0	Regular	wk 42	wk 07	21
				0.375	Easter	wk 44	wk 09	20
3275	<b>SECRET PERFUME</b>	<i>Lemon yellow flowers are sweetly fragrant, even in bud stage. Easy forcing variety.</i>	15"	16	9C	wk 43	wk 03	23
			37 cm	0	Regular	wk 42	wk 07	20
				0.375	Easter	wk 44	wk 09	17
3883	<b>UP STAR</b>	<i>Pleasant pink flowers have white veins and bases. Excellent forcing variety.</i>	14"	17	9C	wk 43	wk 03	26
			35 cm	0	Regular	wk 42	wk 07	25
				0.750	Easter	wk 44	wk 09	20
3785	<b>VALDIVIA</b>	<i>Yellowish buds with darker edges open to vivid orange flowers with blended yellow edges. Fragrant.</i>	15"	18	9C	wk 43	wk 03	25
			37 cm	0	Regular	wk 42	wk 06	20
				0.375	Easter	wk 44	wk 09	18
3296	<b>YELLOW BABY</b>	<i>Smaller sunny yellow flowers are produced from smaller sized bulbs. Ideal for small pots.</i>	6"	16	9C	wk 43	wk 03	26
			15 cm	0	Regular	wk 42	wk 06	21
				0	Easter	wk 44	wk 09	17



**RED PRINCESS**

**SAMBUCA**

**SECRET  
PERFUME**



**UP STAR**

**VALDIVIA**

**YELLOW BABY**



# Triumph Tulips

28



**ACE of SPADES**



**AGRASS WHITE**



**ANNIE SCHILDER**




**ARMA**



**ATTILA**

Code	Cultivar	Description & Plant Characteristics	Plant Height " / cm	# Cold Weeks	Program:	Approx. Plant Week	Earliest Forcing Week	Number Days to Force
				mg Bonzi				
5100	<b>ACE of SPADES</b>	<i>Blood red to burgundy flowers. Upright foliage. A "Strong Gold" variety, excellent for large pots.</i>	16"	15	9C	wk 43	wk 01	23
			40 cm	0.375	Regular	wk 42	wk 05	21
				0.750	Easter	wk 44	wk 09	20
5500	<b>AGRASS WHITE</b>	<i>Large, pure white flowers show above foliage. Strong stems and foliage.</i>	14"	17	9C	wk 43	wk 04	30
			35 cm	0.750	Regular	wk 42	wk 07	25
				1.500	Easter	wk 44	wk 09	21
5401	<b>ANNIE SCHILDER</b>	<i>Long lasting, salmon orange flowers have lighter edges. Strong stems and foliage.</i>	16"	17	9C		n/r	
			40 cm	0	Regular	wk 42	wk 05	23
				0.375	Easter	wk 44	wk 09	21
5400	<b>APRICOT FOXX</b>	<i>Muted apricot flowers have wide, light yellow edges which darken as the flowers open.</i>	16"	16	9C	wk 43	wk 03	25
			40 cm	0.375	Regular	wk 42	wk 07	20
				0.750	Easter	wk 44	wk 09	18
5101	<b>ARMA</b>	<i>Cardinal red flowers have fringed edges; mutant of Couleur Cardinal, therefore same characteristics.</i>	14"	18	9C		n/r	
			35 cm	0	Regular	wk 42	wk 07	28
				0	Easter	wk 44	wk 09	25
5600	<b>ATTILA</b>	<i>Violet purple flowers have lighter edges. Strong stems and upright foliage.</i>	16"	16	9C	wk 43	wk 03	25
			40 cm	0.750	Regular	wk 42	wk 08	22
				1.500	Easter	wk 44	wk 09	21
5901	<b>AYAAN</b>	<i>Beautiful velvety dark red flowers. Foliage is not too heavy. Parents are White Flight and Gavota.</i>	15"	17	9C	wk 43	wk 02	25
			37 cm	0	Regular	wk 42	wk 06	20
				0.375	Easter	wk 44	wk 09	18
5813	<b>BEAUTY TREND</b>	<i>White petals have deep pink edges which feather over flower.</i>	15"	15	9C	wk 43	wk 03	28
			37 cm	0	Regular	wk 42	wk 07	24
				0.375	Easter	wk 44	wk 09	20
5805	<b>BOLRAY PRICE</b>	<i>Huge 4" (10 cm.) red flowers are brushed lighter on outsides. Fragrant.</i>	15"	16	9C	wk 43	wk 04	28
			37 cm	0.375	Regular	wk 42	wk 07	25
				0.750	Easter	wk 44	wk 09	21



**AYAAN**



**BEAUTY TREND**



**BOLRAY PRICE**



# Triumph Tulips

**BOLROYAL  
PINK**

29

Ednie Flower Bulbs

**CALGARY**

**CANASTA**

Code	Cultivar	Description & Plant Characteristics	Plant Height " / cm	# Cold Weeks	Program:	Approx. Plant Week	Earliest Forcing Week	Number Days to Force
				mg Bonzi				
5805	<b>BOLROYAL PINK</b>	<i>Large white base feathers up into deep pink. Flower is large on a sturdy shorter stem.</i>	14"	16	9C	wk 43	wk 03	28
			35 cm	0.000	Regular	wk 42	wk 07	24
				0.375	Easter	wk 44	wk 09	21
5510	<b>CALGARY</b>	<i>Pure white flowers on very strong stems; no extra foliage, but compact plant.</i>	14"	17	9C	wk 43	wk 03	26
			35 cm	0.000	Regular	wk 42	wk 07	21
				0.000	Easter	wk 44	wk 09	18
5810	<b>CANASTA</b>	<i>Candy red flowers have white fringe on the edges of the petals. Sweetheart Tulip for Valentine.</i>	12"	14	9C	wk 43	wk 02	24
			30 cm	0.000	Regular	wk 42	wk 06	18
				0.000	Easter	wk 44	wk 09	16
5910	<b>CARRE</b>	<i>Purple flowers gradually get lighter at tips; silvery white veins. Very unique shape. Strong plants.</i>	16"	16	9C	wk 43	wk 04	25
			40 cm	0.375	Regular	wk 42	wk 05	21
				0.750	Easter	wk 44	wk 09	20
5810	<b>CHRISTMAS GIFT</b>	<i>Red petals have wide, white edges. Heavy foliage. Parents are Denbola and Prominence. Strong!</i>	15"	14	9C	wk 43	wk 02	23
			37 cm	0	Regular	wk 42	wk 06	20
				0.375	Easter	wk 44	wk 09	18
5110	<b>COULEUR CARDINAL</b>	<i>Flower petals are cardinal red on insides; purple blush on outside. Sturdy, naturally short Tulip.</i>	14"	19	9C		n/r	
			35 cm	0.000	Regular	wk 42	wk 07	25
				0.000	Easter	wk 44	wk 09	22
5415	<b>DELTA STORM</b>	<i>Orange flowers start butternut yellow, brushed pink. Excellent orange addition for larger pots.</i>	16"	15	9C	wk 43	wk 03	26
			40 cm	0.375	Regular	wk 42	wk 07	20
				0.750	Easter	wk 44	wk 09	18
5318	<b>DELTA SUGAR</b>	<i>Vivid pink petals have brushed lavender pink flames. Excellent for larger pots.</i>	16"	15	9C	wk 43	wk 03	26
			40 cm	0.375	Regular	wk 42	wk 07	20
				0.750	Easter	wk 44	wk 09	18
5119	<b>DOMINIEK</b>	<i>Rich scarlet red flowers are long lasting and keep color. Strong stems and upright sturdy foliage.</i>	15"	16	9C		n/r	
			37 cm	0.000	Regular	wk 42	wk 06	22
				0.000	Easter	wk 44	wk 09	18

CHRISTMAS GIFT

**CARRE**

**COULEUR  
CARDINAL**

**DELTA  
STORM**

**DELTA  
SUGAR**

**DOMINIEK**



# Triumph Tulips

30



**DOW JONES**

**ENDURANCE**

**FABIO**

**FAIRLINE PICO**

**FIRST STAR**

**FLAMING FLAG**

Code	Cultivar	Description & Plant Characteristics	Plant Height " / cm	# Cold Weeks	Program:	Approx. Plant Week	Earliest Forcing Week	Number Days to Force
				mg Bonzi				
5715	<b>DOW JONES</b>	<i>Cardinal red flowers are edged sulphur yellow; medium green foliage is upright.</i>	16"	15	9C	wk 43	wk 01	24
			40 cm	0.000	Regular	wk 42	wk 05	20
				0.375	Easter	wk 44	wk 09	18
5620	<b>ENDURANCE</b>	<i>Magenta purple flowers are long lasting. Strong plants with upright foliage.</i>	16"	16	9C	wk 43	wk 03	25
			40 cm	0.000	Regular	wk 42	wk 06	20
				0.375	Easter	wk 44	wk 09	18
5725	<b>FABIO</b>	<i>Blood red flowers with canary yellow crystalline edges. Compact plants; excellent for late forcing.</i>	14"	17	9C	wk 43	wk 03	25
			35 cm	0.000	Regular	wk 42	wk 06	22
				0.000	Easter	wk 44	wk 09	18
5325	<b>FAIRLINE PICO</b>	<i>Deep pink flowers. A new addition to the pot repertoire. Strong upright foliage.</i>	15"	15	9C	wk 43	wk 02	24
			37 cm	0.000	Regular	wk 42	wk 06	20
				0.250	Easter	wk 44	wk 09	18
5125	<b>FIRST STAR</b>	<i>Nice Valentine red flowers; upright foliage. Flowers do not stretch. Excellent Tulip.</i>	16"	16	9C	wk 43	wk 02	26
			40 cm	0.375	Regular	wk 42	wk 07	20
				0.750	Easter	wk 44	wk 09	18
5925	<b>FLAMING FLAG</b>	<i>Very pale lavender flowers open pure white with narrow purple flame. Mutant of Purple Flag.</i>	15"	15	9C	wk 43	wk 02	24
			37 cm	0.000	Regular	wk 42	wk 06	20
				0.250	Easter	wk 44	wk 09	18
5330	<b>GABRIELLA</b>	<i>Ice pink petals have white edges. Strong, compact plants. Needs PGR if cooled longer than 15 wks.</i>	15"	15	9C	wk 43	wk 02	25
			37 cm	0.375	Regular	wk 42	wk 06	20
				0.750	Easter	wk 44	wk 09	18
5830	<b>GARDEN PARTY</b>	<i>Pink flowers have distinct white flames. Heavy foliage makes a nice presentation.</i>	15"	17	9C	wk 43	wk 05	27
			37 cm	0.000	Regular	wk 42	wk 07	27
				0.250	Easter	wk 44	wk 09	22
5730	<b>GAVOTA</b>	<i>Striking burgundy red flowers with creamy to darker yellow edges when fully open.</i>	15"	18	9C	wk 43	wk 03	25
			37 cm	0.000	Regular	wk 42	wk 07	20
				0.375	Easter	wk 44	wk 09	18

**GABRIELLA**

**GARDEN PARTY**

**GAVOTA**



HERMITAGE

# Triumph Tulips

31

Ednie Flower Bulbs

HONEYMOON

ICE LOLLY

Code	Cultivar	Description & Plant Characteristics	Plant Height " / cm	# Cold Weeks	Program	Approx. Plant Week	Earliest Forcing Week	Number Days to Force
				mg Bonzi				
5435	HERMITAGE	<i>Mandarin orange flowers have darker flames. Compact plants. Mutant of Princess Irene.</i>	14"	19	9C		n/r	
			35 cm	0.000	Regular	wk 42	wk 07	25
				0.000	Easter	wk 44	wk 09	22
5535	HONEYMOON	<i>Pure white flowers have crystalline fringed edges. Not for earliest forcing.</i>	15"	14	9C	wk 43	wk 02	25
			37 cm	0.000	Regular	wk 42	wk 06	20
				0.250	Easter	wk 44	wk 09	18
5737	ICE LOLLY	<i>Medium yellow flowers have triangular pink blush on outside of petals. Excellent for small pots.</i>	15"	14	9C	wk 43	wk 02	25
			37 cm	0.000	Regular	wk 42	wk 06	20
				0.000	Easter	wk 44	wk 09	18
5137	ILE de FRANCE	<i>Large, deep cardinal red flowers. Strong, upright foliage. Excellent for larger pots; for all seasons.</i>	18"	16	9C	wk 43	wk 02	24
			45 cm	0.375	Regular	wk 42	wk 06	20
				0.750	Easter	wk 44	wk 09	18
5640	JACUZZI	<i>Pastel lavender flowers have distinct purple edges. Very unique.</i>	15"	0.000	9C	wk 43	wk 05	28
			37 cm	0.250	Regular	wk 42	wk 08	24
				0.000	Easter	wk 44	wk 09	22
5840	JUDITH LEYSTER	<i>Ivory white feathered flame on carmine rose midrib. Short legs, heavy foliage. Large pots only.</i>	18"	18	9C	wk 43	wk 05	25
			45 cm	0.375	Regular	wk 42	wk 07	25
				0.750	Easter	wk 44	wk 09	22
5743	KEES NELIS	<i>Blood red flowers have orange yellow edges. Sometimes multiflowering. Great variety.</i>	17"	15	9C	wk 43	wk 02	23
			42 cm	0.750	Regular	wk 42	wk 05	21
				0.750	Easter	wk 44	wk 09	18
5243	KIKOMACHI	<i>Huge yellow flowers when fully open. Strong stems. Best for later forcing and larger pots.</i>	18"	17	9C	wk 43	wk 03	25
			45 cm	0.375	Regular	wk 42	wk 06	25
				0.750	Easter	wk 44	wk 09	22
5646	LAPTOP	<i>Reddish purple buds lighten as they open. Upright foliage becomes fuller later in the season.</i>	15"	15	9C	wk 43	wk 02	25
			37 cm	0.000	Regular	wk 42	wk 06	20
				0.000	Easter	wk 44	wk 09	18

ILE de FRANCE

JACUZZI

JUDITH LEYSTER

KEES NELIS

KIKOMACHI

LAPTOP




# Triumph Tulips



**LEEN van der MARK**



**LYDIA**




**MANGO CHARM**



**MASCARA**



**MISTRESS MYSTIC**



**NOVI-STAR**

Code	Cultivar	Description & Plant Characteristics	Plant Height " / cm	# Cold Weeks mg Bonzi	Program:	Approx. Plant Week	Earliest Forcing Week	Number Days to Force
5845	<b>LEEN van der MARK</b>	<i>Tomato red flowers have broad, pure white edges. Great for all seasons.</i>	15"	16	9C	wk 43	wk 01	26
			37 cm	0.000	Regular	wk 42	wk 05	21
				0.750	Easter	wk 44	wk 09	18
5346	<b>LYDIA</b>	<i>Bright salmon pink flowers on very strong stems with upright foliage. Do not use for early forcing.</i>	14"	16	9C		n/r	
			35 cm	0.750	Regular	wk 42	wk 06	22
				0.750	Easter	wk 44	wk 09	20
5751	<b>MANGO CHARM</b>	<i>Apple blossom pink, pale lemon color edges. Great for all seasons. Mutant of Leen van der Mark.</i>	15"	16	9C	wk 43	wk 01	26
			37 cm	0.000	Regular	wk 42	wk 05	21
				0.750	Easter	wk 44	wk 09	18
5150	<b>MASCARA</b>	<i>Maroon red, nearly black shiny flowers. Strong stems with upright foliage.</i>	15"	15	9C	wk 43	wk 03	26
			37 cm	0.000	Regular	wk 42	wk 07	22
				0.250	Easter	wk 44	wk 09	20
5651	<b>MISTRESS MYSTIC</b>	<i>Smoky pink flowers have brushed light lavender on edges and silvery sheen; strong. Unique.</i>	15"	15	9C	wk 43	wk 04	24
			37 cm	0.000	Regular	wk 42	wk 08	21
				0.250	Easter	wk 44	wk 09	20
5755	<b>NOVI-STAR</b>	<i>Red on outside, golden yellow on inside. Thick crystalline fringed edges.</i>	14"	16	9C	wk 43	wk 04	27
			35 cm	0.000	Regular	wk 42	wk 07	24
				0.000	Easter	wk 44	wk 09	22
5160	<b>OSCAR</b>	<i>Cardinal red with glowing blood flame. When forced too early flowers show green points.</i>	15"	16	9C		n/r	
			37 cm	0.750	Regular	wk 42	wk 07	22
				1.500	Easter	wk 44	wk 09	20
5760	<b>OUTBREAK</b>	<i>Bright yellow flowers have lipstick red edges; multiple flowers per stem. Beautiful presentation.</i>	10"	18	9C		n/r	
			25 cm	0.000	Regular		n/r	
				0.000	Easter	wk 44	wk 09	18
5865	<b>PAGE POLKA</b>	<i>White flowers have wide deep rose edges. Round flower shape. Sturdy stems; upright foliage.</i>	14"	17	9C	wk 43	wk 02	25
			35 cm	0.375	Regular	wk 42	wk 06	20
				0.750	Easter	wk 44	wk 09	18



**OSCAR**



**OUTBREAK**



**PAGE POLKA**



# Triumph Tulips

33

Ednie Flower Bulbs

**PALLADA**

**PASSIONALE**

**PAUL SCHERER**

Code	Cultivar	Description & Plant Characteristics	Plant Height " / cm	# Cold Weeks	Program:	Approx. Plant Week	Earliest Forcing Week	Number Days to Force
				mg Bonzi				
5165	<b>PALLADA</b>	<i>Rich red flowers have black bases. Super strong, compact plants have colored buds.</i>	15"	17	9C	wk 43	wk 01	24
			37 cm	0.000	Regular	wk 42	wk 05	20
				0.000	Easter	wk 44	wk 09	18
5665	<b>PASSIONALE</b>	<i>Violet purple flowers are lighter at edges. Strong plants from early to late. Flowers do not fade.</i>	17"	15	9C	wk 43	wk 02	24
			42 cm	0.000	Regular	wk 42	wk 06	20
				0.750	Easter	wk 44	wk 09	18
5968	<b>PAUL SCHERER</b>	<i>Dark maroon flowers are nearly black have contrasting white pistils. Strong stems.</i>	15"	16	9C	wk 43	wk 04	28
			37 cm	0.375	Regular	wk 42	wk 06	24
				0.375	Easter	wk 44	wk 09	20
5365	<b>PINK FLAG</b>	<i>Hot pink flowers have wide deep fuchsia flames. Another mutant of Purple Flag. Great for Mixed pots.</i>	15"	15	9C	wk 43	wk 02	24
			37 cm	0.000	Regular	wk 42	wk 06	20
				0.250	Easter	wk 44	wk 09	18
5865	<b>PLEASURE</b>	<i>White petals feather into reddish hot pink and white edges. Strong, upright foliage. New, spectacular!</i>	12"	17	9C	wk 43	wk 04	28
			30 cm	0.000	Regular	wk 42	wk 06	24
				0.000	Easter	wk 44	wk 09	20
5965	<b>PRETTY PRINCESS</b>	<i>Medium pink flowers have red flames. Upright "hosta" leaves make it a show.</i>	14"	18	9C		n/r	
			35 cm	0.000	Regular	wk 42	wk 07	25
				0.000	Easter	wk 44	wk 09	22
5966	<b>PRINCESS IRENE</b>	<i>Orange flowers have purple flames. Strong, compact plants. Mutant of Couleur Cardinal.</i>	14"	19	9C		n/r	
			35 cm	0.000	Regular	wk 42	wk 07	25
				0.000	Easter	wk 44	wk 09	22
5667	<b>PURPLE FLAG</b>	<i>Beetroot purple, strong stems with upright foliage. Cross of Yokohama and Christmas Marvel.</i>	15"	15	9C	wk 43	wk 02	24
			37 cm	0.000	Regular	wk 42	wk 06	20
				0.250	Easter	wk 44	wk 09	18
5371	<b>REJOYCE</b>	<i>Baby pink and cream petals have a tinge of old rose on edges. Strong stems with upright foliage.</i>	15"	15	9C	wk 43	wk 01	24
			37 cm	0.000	Regular	wk 42	wk 05	20
				0.250	Easter	wk 44	wk 09	18

**PINK FLAG**

**PLEASURE**

**PRETTY PRINCESS**

**PRINCESS IRENE**

**PURPLE FLAG**

**REJOYCE**



# Triumph Tulips



**SAIGON**

**SALMON JIMMY**

**SAN MARTIN**

**SEADOV**

**SLAWA**

**SPRYNG BREAK**

**SPRYNG TIDE**

**STRONG GOLD**

**STRONG LOVE**

Code	Cultivar	Description & Plant Characteristics	Plant Height " / cm	# Cold Weeks	Program:	Approx. Plant Week	Earliest Forcing Week	Number Days to Force
				mg Bonzi				
5675	<b>SAIGON</b>	<i>Rich purple flower has a mauve sheen and a small white base. Strong stems and upright foliage.</i>	14"	18	9C	wk 43	wk 04	28
			35 cm	0.000	Regular	wk 42	wk 07	24
				0.250	Easter	wk 44	wk 09	21
5975	<b>SALMON JIMMY</b>	<i>Brushed pink over orange flowers; narrow yellow edges. Mutant of Jimmy. Not for early forcing.</i>	14"	16	9C	wk 43	wk 02	26
			35 cm	0.000	Regular	wk 42	wk 06	22
				0.375	Easter	wk 44	wk 09	18
5976	<b>SAN MARTIN</b>	<i>Violet purple flowers have white crystalline fringed edges. Strong stems and upright foliage. NEW!!</i>	15"	16	9C	wk 43	wk 04	28
			37 cm	0.125	Regular	wk 42	wk 06	24
				0.375	Easter	wk 44	wk 09	20
5175	<b>SEADOV</b>	<i>Glossy, dark red flowers. Strong plants have short stems. Flowers do not stretch above foliage.</i>	12"	15	9C	wk 43	wk 02	26
			30 cm	0.000	Regular	wk 42	wk 06	23
				0.000	Easter	wk 44	wk 09	20
5977	<b>SLAWA</b>	<i>Maroon flowers have distinct tinged pink edges. Mutant of Gavota. Upright foliage; strong.</i>	15"	18	9C	wk 43	wk 03	25
			37 cm	0.000	Regular	wk 42	wk 07	20
				0.375	Easter	wk 44	wk 09	18
5875	<b>SPRYNG BREAK</b>	<i>Large, white flowers with red edges reverse colors when opening up. Mutant of Spryng.</i>	14"	16	9C	wk 43	wk 04	25
			35 cm	0.750	Regular	wk 42	wk 07	22
				1.500	Easter	wk 44	wk 09	20
5378	<b>SPRYNG TIDE</b>	<i>Large rose flowers have hot pink edges. Strong plants with large leaves. Pink mutant of Spryng.</i>	14"	16	9C	wk 43	wk 04	25
			35 cm	0.750	Regular	wk 42	wk 07	22
				1.500	Easter	wk 44	wk 09	20
5275	<b>STRONG GOLD</b>	<i>Large pure golden yellow flowers. Strong plants are ideal for large(r) pots. Has Yokohama blood.</i>	18"	16	9C	wk 43	wk 03	25
			45 cm	0.750	Regular	wk 42	wk 07	20
				1.500	Easter	wk 44	wk 09	18
5176	<b>STRONG LOVE</b>	<i>Valentine red mutant of Strong Gold with same characteristics. Flowers do not stretch.</i>	18"	16	9C	wk 43	wk 03	25
			45 cm	0.750	Regular	wk 42	wk 07	20
				1.500	Easter	wk 44	wk 09	18



# Triumph Tulips

35

Ednie Flower Bulbs

SUNRISE DYNASTY

SYNAEDA AMOR

TOM  
POUCE

Code	Cultivar	Description & Plant Characteristics	Plant Height " / cm	# Cold Weeks	Program	Approx. Plant Week	Earliest Forcing Week	Number Days to Force
				mg Bonzi				
5975	<b>SUNRISE DYNASTY</b>	<i>Flowers are a blend of orange, pink and yellow petals. Strong plants for later, larger pots.</i>	16"	14	9C	wk 43	wk 02	24
			40 cm	0.375	Regular	wk 42	wk 06	20
				0.750	Easter	wk 44	wk 09	18
5376	<b>SYNAEDA AMOR</b>	<i>Lilac rose with wide, feathered light pink edges. Strong plants; can be forced from early to late.</i>	14"	15	9C	wk 43	wk 02	24
			35 cm	0.000	Regular	wk 42	wk 06	20
				0.250	Easter	wk 44	wk 09	18
5780	<b>TOM POUCE</b>	<i>Pink flowers have large creamy yellow base. Related to Dynasty and Sunrise Dynasty.</i>	16"	14	9C	wk 43	wk 02	24
			40 cm	0.375	Regular	wk 42	wk 06	20
				0.750	Easter	wk 44	wk 09	18
5885	<b>VAMPIRE</b>	<i>Flowers are blood red with distinct white edges; very uniform plants. Flowers do not stretch.</i>	14"	15	9C	wk 43	wk 02	23
			35 cm	0.000	Regular	wk 42	wk 06	20
				0.125	Easter	wk 44	wk 09	18
5593	<b>WHITE FLAG</b>	<i>Pure white flowers. Strong plants with upright narrow foliage. Mutant of Purple Flag.</i>	15"	15	9C	wk 43	wk 02	24
			37 cm	0.000	Regular	wk 42	wk 06	20
				0.250	Easter	wk 44	wk 09	18
5297	<b>YELLOW KING</b>	<i>Bright lemon yellow flowers. Strong stems and nice foliage display. Good for all seasons.</i>	15"	15	9C	wk 43	wk 02	24
			37 cm	0.375	Regular	wk 42	wk 06	21
				0.750	Easter	wk 44	wk 09	18
5295	<b>YELLOW PRESENT</b>	<i>Creamy yellow flowers are canary yellow inside. Only good for later forcing.</i>	12"	18	9C		n/r	
			30 cm	0.000	Regular	wk 42	wk 07	25
				0.125	Easter	wk 44	wk 09	22
5298	<b>YELLOW VALERY</b>	<i>Buttercup yellow petals are slightly darker on insides. Petals have crystalline fringed edges.</i>	15"	18	9C	wk 43	wk 04	28
			37 cm	0.000	Regular	wk 42	wk 06	24
				0.000	Easter	wk 44	wk 09	21
5897	<b>ZANZIBAR</b>	<i>Pink flowers have large white bases and white crystalline fringed edges. Mutant of Fancy Frills.</i>	15"	17	9C	wk 43	wk 04	28
			37 cm	0.000	Regular	wk 42	wk 06	24
				0.000	Easter	wk 44	wk 09	21



VAMPIRE



WHITE FLAG



YELLOW KING



YELLOW PRESENT

YELLOW  
VALERY

ZANZIBAR



# Double Late Tulips

36



**ANTRACIET**

**BLUE DIAMOND**

**BRISBANE**

Code	Cultivar	Description & Plant Characteristics	Plant Height " / cm	# Cold Weeks mg Bonzi	Program:	Approx. Plant Week	Earliest Forcing Week	Number Days to Force
6601	<b>ANTRACIET</b>	<i>Dark plumb colored flowers turn purplish red when fully open; very similar to Uncle Tom. Unique!!</i>	14"	17	9C		n/r	
			35 cm	0.000	Regular	wk 42	wk 07	25
				0.000	Easter	wk 44	wk 09	22
6607	<b>BLUE DIAMOND</b>	<i>Deep magenta flowers have purple feathering on edges. Mutant of Prince Charles.</i>	14"	14	9C	wk 43	wk 03	25
			35 cm	0.000	Regular	wk 42	wk 06	22
				0.250	Easter	wk 44	wk 09	18
6405	<b>BRISBANE</b>	<i>Deep salmon orange flowers have lighter colored, crystalline fringed edges. A show for later forcing.</i>	12"	18	9C	wk 43	wk 06	24
			30 cm	0.000	Regular	wk 42	wk 08	22
				0.000	Easter	wk 44	wk 09	20
6110	<b>CHATO</b>	<i>Valentine red buds open pink. Strong, heavy plants make showy pots. Flowers do not stretch.</i>	14"	15	9C	wk 43	wk 06	24
			35 cm	0.000	Regular	wk 42	wk 08	22
				0.125	Easter	wk 44	wk 09	20
6111	<b>CRANBERRY THISTLE</b>	<i>Blood red flowers have crystalline fringed edges; petals have lighter tips.</i>	14"	16	9C	wk 43	wk 06	26
			35 cm	0.000	Regular	wk 42	wk 08	24
				0.125	Easter	wk 44	wk 09	22
6312	<b>CRISPION SWEET</b>	<i>Medium pink, fully double flowers have ruffly crystalline edges. This unique tulip is a "sweet" show.</i>	13"	14	9C	wk 43	wk 02	25
			32 cm	0.000	Regular	wk 42	wk 06	20
				0.000	Easter	wk 44	wk 09	18
6715	<b>DOUBLE FOCUS</b>	<i>Tomato red flowers have broad yellow edges. Mutant of Wirosa. Can be used in small pots as well.</i>	12"	17	9C	wk 43	wk 06	24
			30 cm	0.000	Regular	wk 42	wk 08	22
				0.000	Easter	wk 44	wk 09	20
6815	<b>DOUBLE SUGAR</b>	<i>Flowers have deep rose, ruffled outer petals and white petals in centers. Strong flowers are large.</i>	14"	16	9C	wk 43	wk 05	25
			35 cm	0.000	Regular	wk 42	wk 08	22
				0.125	Easter	wk 44	wk 09	20
6617	<b>DOUBLE YOU</b>	<i>Fully double flowers have magenta pink petals with lilac blushes are fragrant. Strong!</i>	13"	18	9C	wk 43	wk 06	28
			32 cm	0.000	Regular	wk 42	wk 08	26
				0.000	Easter	wk 44	wk 09	24

**CHATO**

**CRANBERRY THISTLE**

**CRISPION SWEET**

**DOUBLE FOCUS**

**DOUBLE SUGAR**

**DOUBLE YOU**



FINOLA

# Double Late Tulips

37

Ednie Flower Bulbs

FREEMAN

ICOON

Code	Cultivar	Description & Plant Characteristics	Plant Height " / cm	# Cold Weeks	Program	Approx. Plant Week	Earliest Forcing Week	Number Days to Force
				mg Bonzi				
6326	FINOLA	<i>The "Other" Angelique, but stronger. Flowers start pale pink and become rich pink.</i>	14"	18	9C	wk 43	wk 06	25
			35 cm	0.250	Regular	wk 42	wk 07	24
				0.375	Easter	wk 44	wk 09	22
6725	FREEMAN	<i>Bronzed orange, large flowers have yellow edges; sweetly scented. A longlasting; unique!</i>	14"	17	9C	wk 43	wk 05	28
			35 cm	0.125	Regular	wk 42	wk 07	24
				0.250	Easter	wk 44	wk 09	22
6738	ICOON	<i>Vivid orange petals with darker blushes are outlined in fine yellow; unique buds. Easy forcing variety.</i>	15"	13	9C	wk 43	wk 04	25
			37 cm	0.250	Regular	wk 42	wk 06	23
				0.375	Easter	wk 44	wk 09	21
6843	KATINKA	<i>Smokey pink petals feather into wide white edges. This variety is a show garden in large pots.</i>	15"	17	9C	wk 43	wk 05	26
			37 cm	0.250	Regular	wk 42	wk 07	24
				0.375	Easter	wk 44	wk 09	22
6950	MASCOTTE	<i>Deep raspberry violet petals have fine white crystalline fringed edges. Longlasting; highly rated!</i>	15"	17	9C	wk 43	wk 05	25
			37 cm	0.000	Regular	wk 42	wk 06	23
				0.000	Easter	wk 44	wk 09	21
6150	MIRANDA	<i>Rich tomato red, vibrant flowers have black bases. Mutant of Apeldoorn. Only for late forcing.</i>	14"	19	9C		n/r	
			35 cm	0.000	Regular		n/r	
				0.375	Easter	wk 44	wk 10	25
6960	ORANGE PRINCESS	<i>Yellow orange flowers have prominent veins and yellow edges. For 4" (10 cm.) pots use PGR's.</i>	14"	17	9C		n/r	
			35 cm	0.000	Regular	wk 42	wk 06	25
				0.000	Easter	wk 44	wk 09	22
6366	PERTH	<i>Ruffled, fringed lavender pink flowers. Very unique! Related to Queensland.</i>	14"	14	9C	wk 43	wk 03	25
			35 cm	0	Regular	wk 42	wk 06	20
				0	Easter	wk 44	wk 09	21
6866	PINK STAR	<i>Cool pink petals are mixed with icy pink petals. Mutant of Wirosa but stronger!</i>	13"	17	9C	wk 43	wk 06	28
			32 cm	0.000	Regular	wk 42	wk 08	26
				0.125	Easter	wk 44	wk 09	24

KATINKA

MASCOTTE

MIRANDA

ORANGE PRINCESS

PERTH

PINK STAR



# Double Late Tulips

38



**PROMISS**

**QUEENSLAND**

**SENSUAL TOUCH**



**SNOW CRYSTAL**



**SUGAR CRYSTAL**



**SUNSET TROPICAL**



**TOP LIPS**

Code	Cultivar	Description & Plant Characteristics	Plant Height " / cm	# Cold Weeks mg Bonzi	Program:	Approx. Plant Week	Earliest Forcing Week	Number Days to Force
6166	<b>PROMISS</b>	<i>Shades of red bursting out of the outside green petals, like ice cream. Unique addition this year.</i>	13"	17	9C	wk 43	wk 04	26
			32 cm	0.000	Regular	wk 42	wk 07	24
				0.125	Easter	wk 44	wk 09	22
6868	<b>QUEENSLAND</b>	<i>Flower petals have warm pink tones and white crystalline fringed edges. Nice presentation.</i>	14"	17	9C	wk 43	wk 05	25
			35 cm	0.000	Regular	wk 42	wk 08	24
				0.125	Easter	wk 44	wk 09	22
6475	<b>SENSUAL TOUCH</b>	<i>Burnt buttery orange flower petals have small yellow crystalline fringed edges.</i>	15"	18	9C	wk 43	wk 06	28
			37 cm	0.000	Regular	wk 42	wk 09	24
				0.250	Easter	wk 44	wk 09	24
6575	<b>SNOW CRYSTAL</b>	<i>Pure, white balls of ice cream with coconut sprinkles. Petals have crystalline fringed edges.</i>	14"	17	9C	wk 43	wk 06	28
			35 cm	0.000	Regular	wk 42	wk 09	24
				0.125	Easter	wk 44	wk 09	22
6875	<b>SUGAR CRYSTAL</b>	<i>Flower petals are deep pink with white crystalline fringed edges. Large flowers have white centers.</i>	14"	17	9C	wk 43	wk 06	28
			35 cm	0.000	Regular	wk 42	wk 09	24
				0.125	Easter	wk 44	wk 09	22
6376	<b>SUNSET TROPICAL</b>	<i>Petals are shades of pink with light scalloped edges. The hearts and the pistils are yellow.</i>	13"	17	9C	wk 43	wk 05	26
			32 cm	0.000	Regular	wk 42	wk 08	23
				0.125	Easter	wk 44	wk 09	21
6880	<b>TOP LIPS</b>	<i>Soft pink petals have white edges. The "Wirosa" with "Hosta" leaves, foliage is green with yellow edges.</i>	13"	17	9C	wk 43	wk 06	28
			32 cm	0.000	Regular	wk 42	wk 08	26
				0.125	Easter	wk 44	wk 09	24
6590	<b>WHITE HEART</b>	<i>Pointed, pure white petals form a swirl. Upright "Hosta" leaves make this a stunning show.</i>	16"	17	9C	wk 43	wk 04	25
			40 cm	0.375	Regular	wk 42	wk 06	22
				0.750	Easter	wk 44	wk 09	20
6592	<b>WHITE MOUNTAIN</b>	<i>Flowers are white with a hint of pink and a touch of green. Beefy buds open like an artichoke.</i>	15"	17	9C	wk 43	wk 04	28
			37 cm	0.000	Regular	wk 42	wk 07	26
				0.250	Easter	wk 44	wk 09	24



**WHITE HEART**

**WHITE MOUNTAIN**



# Parrot Tulips

39

Ednie Flower Bulbs

**BRIGHT PARROT**

**PIONEER**

**PRINCE PARROT**

Code	Cultivar	Description & Plant Characteristics	Plant Height " / cm	# Cold Weeks	Program	Approx. Plant Week	Earliest Forcing Week	Number Days to Force
				mg Bonzi				
9705	<b>BRIGHT PARROT</b>	<i>Fire orange flowers have ruffled yellow edges. Mutant of Kees Nelis.</i>	16"	17	9C	wk 43	wk 03	28
			40 cm.	0.375	Regular	wk 42	wk 07	24
				0.750	Easter	wk 44	wk 09	21
9165	<b>PIONEER</b>	<i>Tomato red flowers have black bases; strong stems and upright foliage.</i>	16"	15	9C	wk 43	wk 02	25
			40 cm.	0.000	Regular	wk 42	wk 06	23
				0.000	Easter	wk 44	wk 09	21
9885	<b>PRINCE PARROT</b> <i>(Purple Prince Parrot)</i>	<i>Magenta purple flowers have random lighter marks; darker veins. Mutant of Purple Prince.</i>	14"	16	9C	wk 43	wk 04	24
			35 cm	0.000	Regular	wk 42	wk 06	21
				0.375	Easter	wk 44	wk 09	18
9965	<b>PRINCESS IRENE PARROT</b>	<i>This variety is a mutant of Princess Irene having the same characteristics but Parrot shape.</i>	13"	17	9C		n/r	
			32 cm	0.000	Regular	wk 42	wk 07	25
				0.000	Easter	wk 44	wk 09	22
9170	<b>ROCOCO</b>	<i>This variety is a mutant of Couleur Cardinal. It has the same characteristics but Parrot shape.</i>	13"	17	9C		n/r	
			32 cm	0.000	Regular	wk 42	wk 07	25
				0.000	Easter	wk 44	wk 09	22
9176	<b>SEADOV PARROT</b>	<i>This variety is a mutant of Seadov having the same characteristics but Parrot shape.</i>	12"	15	9C	wk 43	wk 02	26
			30 cm	0.000	Regular	wk 42	wk 06	23
				0.000	Easter	wk 44	wk 09	20
9575	<b>SUPER PARROT</b>	<i>Mostly white ruffled flowers have broad green feathering; a mutant of White Dream.</i>	14"	16	9C	wk 43	wk 04	28
			35 cm	0.000	Regular	wk 42	wk 07	24
				0.375	Easter	wk 44	wk 09	21
9295	<b>YELLOW SUN</b>	<i>Sunny to golden yellow, very large flowers. Strong, upright foliage. Reacts well to PGR's.</i>	15"	14	9C	wk 43	wk 04	28
			37 cm.	0.375	Regular	wk 42	wk 07	25
				0.750	Easter	wk 44	wk 09	22

**PR. IRENE PARROT**

**ROCOCO**

**SEADOV PARROT**

**SUPER PARROT**

**YELLOW SUN**





# Additional Information

## Tulips



### "Hosta" Leaves

Varieties which indicate "Hosta" leaves means the foliage has either white or yellow edges which gives the "Hosta" look. This adds to the presentation of the plant.



### Two Sides to the Story

There are two sides to every story and to all Tulip bulbs as well. They all have a round side and a flat side. The flat sides are where the old flower stems grew (and mostly removed). The flat sides should always face the insides of the pots. The largest leaves which cover the inner leaves and flower stems are located on the round sides of the bulbs.



### Bonzi Variables

Since many different varieties are often planted to flower at the same time, Bonzi recommendations listed will vary. As a rule of thumb and to make it simpler, sort out the varieties by height when coming out of cold storage.



NO PGR's

PGR's Applied

Very short sprouts may not need any at this point but should be evaluated in another 10-14 days. All varieties with medium sprouts can all be treated similarly with a low dosage of PGR's and taller sprouts with a higher dosage. It all depends on what the forcing temperature will be as well.

When Paclobutrazol (Bonzi/Piccolo) is used, the application can be repeated as needed; make sure the instructions on the label are followed to avoid disasters such as bud abortion etc.

### Plant Medium

Tulips need a soil free of Perlite to avoid damage to foliage. Add sand for stability. Pay close attention to bark if it is included in the medium as it may negate the results of the PGR applications. Tulips prefer a pH of close to 7. See also page 24 of this catalog.

### Fertilizer

Although all bulbs contain enough nourishment to flower, additional fertilizer applied to Tulips once the plants are established after cold storage will strengthen the plants and increase the flowers to their maximum capacity. See also page 5 of this catalog.

### Water

Water is extremely important. Dry soil at any time will result in dried-up flowers. The only exception is after the application of a PGR. If watered too soon after the application it will delute the solution and negate optimum results.



Being Creative Sells More Products.









# Tulip Index



Variety	Type	Page
AAFKE	SE	25
ABBA	DE	26
ACE of SPADES	TR	28
AGRASS WHITE	TR	28
ALISON BRADLEY	DE	26
ANNIE SCHILDER	TR	28
ANTRACIET	DL	36
APRICOT BEAUTY	SE	25
APRICOT FOXX	TR	28
ARMA	TR	28
ATTILA	TR	28
AYAAN	TR	28
BEAUTY TREND	TR	28
BLUE DIAMOND	DL	36
BOLRAY PRICE	TR	28
BOLROYAL PINK	TR	29
BRIGHT PARROT	PA	39
BRISBANE	DL	36
CALGARY	TR	29
CANASTA	TR	29
CANDY PRINCE	SE	25
CARRE	TR	29
CHATO	DL	36
CHRISTMAS DREAM	SE	25
CHRISTMAS GIFT	TR	29
COULEUR CARDINAL	TR	29
CRANBERRY THISTLE	DL	36
CRISPION SWEET	DL	36
DELTA STORM	TR	29
DELTA SUGAR	TR	29
DOMINIEK	TR	29
DOUBLE FOCUS	DL	36
DOUBLE PRICE	DE	26
DOUBLE SUGAR	DL	36
DOUBLE YOU	DL	36
DOW JONES	TR	30
ENDURANCE	TR	30
FABIO	TR	30
FAIRLINE PICO	TR	30
FINOLA	DL	37
FIRST PRICE	DE	26
FIRST STAR	TR	30
FLAMING FLAG	TR	30
FOXTROT	DE	26
FOXY DESIGN	DE	26
FOXY FOXTROT	DE	26
FREEMAN	DL	37

Variety	Type	Page
GABRIELLA	TR	30
GARDEN PARTY	TR	30
GAVOTA	TR	30
HERMITAGE	TR	31
HONEYMOON	TR	31
ICE LOLLY	TR	31
ICOON	DL	37
ILE de FRANCE	TR	31
JACUZZI	TR	31
JUDITH LEYSTER	TR	31
KATINKA	DL	37
KEES NELIS	TR	31
KIKOMACHI	TR	31
LAPTOP	TR	31
LEEN van der MARK	TR	32
LYDIA	TR	32
MANGO CHARM	TR	32
MARIE JO	DE	26
MASCARA	TR	32
MASCOTTE	DL	37
MERRY CHRISTMAS	SE	25
MIRANDA	DL	37
MISTRESS MYSTIC	TR	32
MONDIAL	DE	26
NEGRITA DOUBLE	DE	27
NOVI-STAR	TR	32
ORANGE PRINCESS	DL	37
OSCAR	TR	32
OUTBREAK	TR	32
PAGE POLKA	TR	32
PALLADA	TR	33
PASSIONALE	TR	33
PAUL SCHERER	TR	33
PERTH	DE	37
PINK FLAG	DL	33
PINK PRINCE	SE	25
PINK STAR	DL	37
PIONEER	PA	39
PLEASURE	TR	33
PRETTY PRINCESS	TR	33
PRINCE PARROT	PA	39
PRINCESS IRENE	TR	33
PRINCESS IRENE PARROT	PA	39
PROMISS	DL	38
PURPLE FLAG	TR	33
PURPLE PRINCE	SE	25


Variety	Type	Page
QUEEN of MARVEL	DE	27
QUEENSLAND	DL	38
RED FOXTROT	DE	27
RED PRINCESS	DE	27
REJOYCE	TR	33
ROCOCO	PA	39
SAIGON	TR	34
SALMON JIMMY	TR	34
SAMBUCA	DE	27
SAN MARTIN	TR	34
SEADOV	TR	34
SEADOV PARROT	PA	39
SECRET PERFUME	DE	27
SENSUAL TOUCH	DL	38
SLAWA	TR	34
SNOW CRYSTAL	DL	38
SPRYNG BREAK	TR	34
SPRYNG TIDE	TR	34
STRONG GOLD	TR	34
STRONG LOVE	TR	34
SUGAR CRYSTAL	DL	38
SUNNY PRINCE	SE	25
SUNRISE DYNASTY	TR	35
SUNSET TROPICAL	DL	38
SUPER PARROT	PA	39
SYNAEDA AMOR	TR	35
TOM POUCE	TR	35
TOP LIPS	DL	38
UPSTAR	DE	27
VALDIVIA	DE	27
VAMPIRE	TR	35
WHITE FLAG	TR	35
WHITE HEART	DL	38
WHITE MARVEL	SE	25
WHITE MOUNTAIN	DL	38
WHITE PRINCE	SE	25
YELLOW BABY	DE	27
YELLOW KING	TR	35
YELLOW PRESENT	TR	35
YELLOW SUN	PA	39
YELLOW VALERY	TR	35
ZANZIBAR	TR	35







Available *Catalogs* by *Ednie*

43

Ednie Flower Bulbs



The latest Catalog from Ednie Flower Bulbs All About growing Flower Bulbs in pots





# *Ednie Flower Bulbs*

*Happy  
Growing*

*Forcing  
Bulbs  
for  
Pot Flower  
Production*



*Ednie Flower Bulbs*